

# Protestant Pastors' Views on the Environment

Survey of 1,000 Protestant Pastors



# Methodology

---

- ❑ The telephone survey of Protestant pastors was conducted October 7-14, 2010
- ❑ The calling list was randomly drawn from a list of all Protestant churches. Up to six calls were made to reach a sampled phone number
- ❑ Each interview was conducted with the senior pastor, minister or priest of the church called
- ❑ Responses were weighted to reflect the geographic distribution of Protestant churches

# Methodology Continued

---

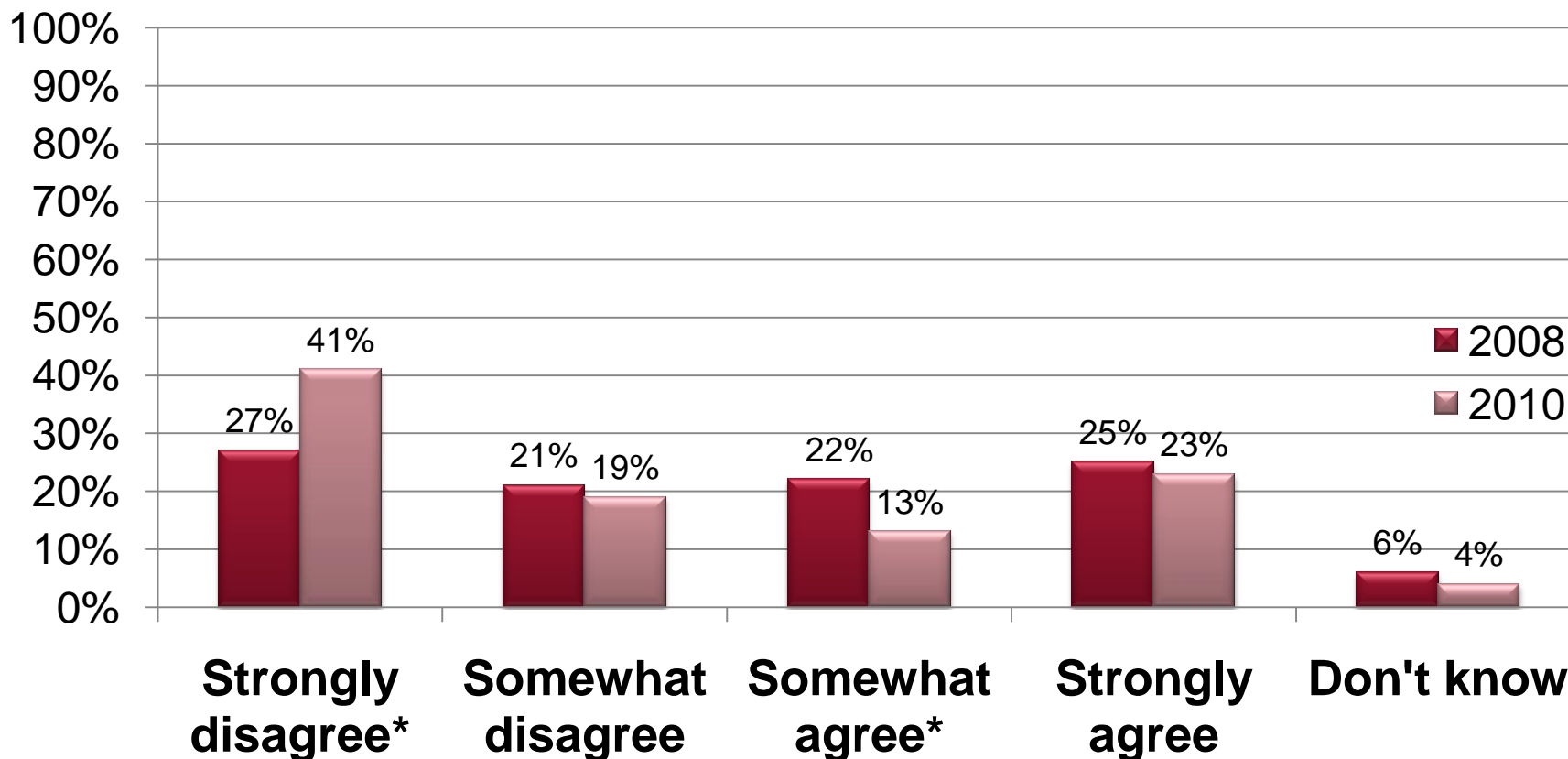
- The completed sample is 1,000 phone interviews
- The sample provides 95% confidence that the sampling error does not exceed  $\pm 3.2\%$
- Margins of error are higher in sub-groups
- Comparisons are also made to a telephone survey of 1002 Protestant pastors conducted October 13-29, 2008 using the same methodology

# Survey Responses

---

# The percentage of pastors strongly disagreeing that global warming is real and man made has increased since 2008.

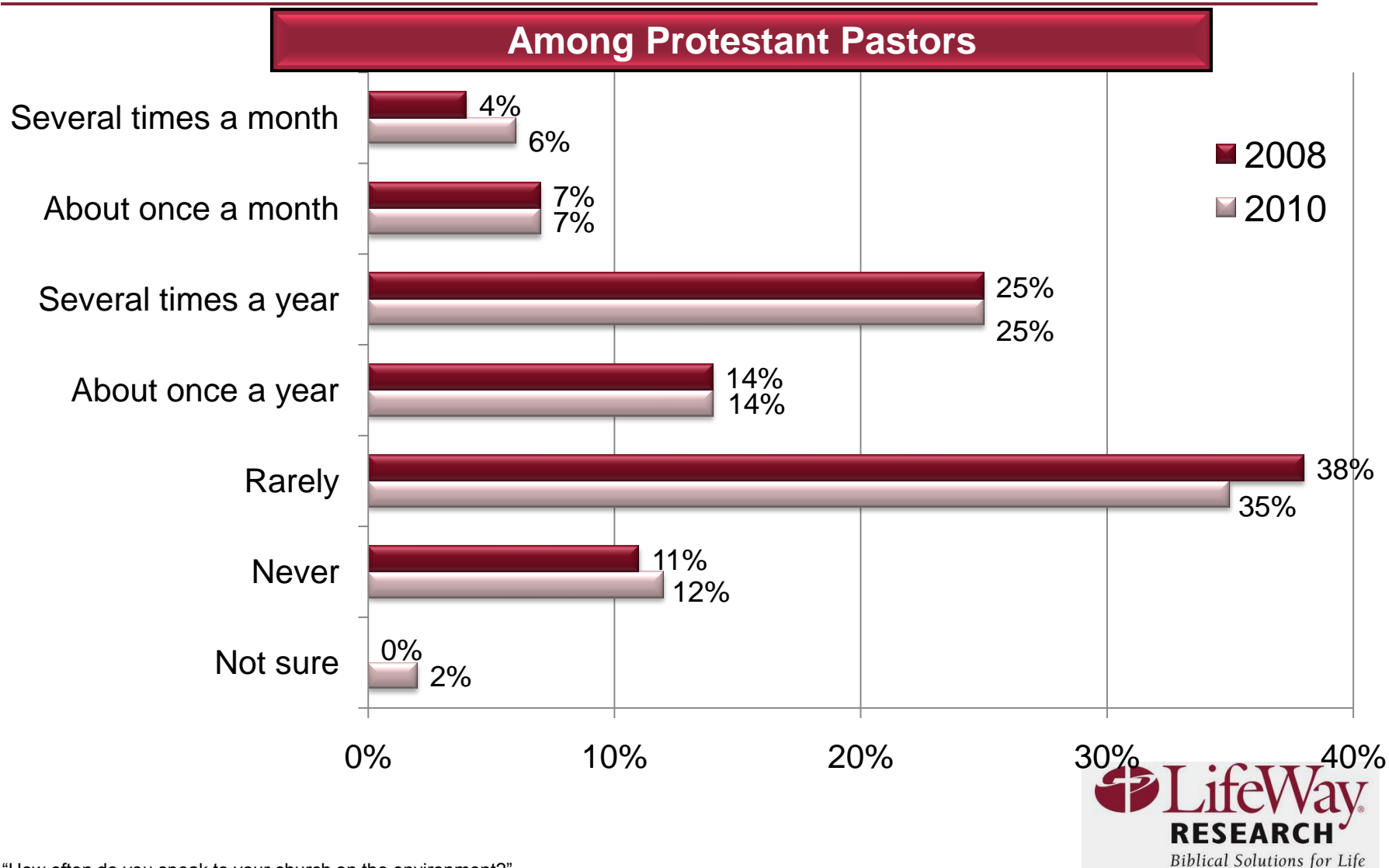
## Among Protestant Pastors



\* Statistically significant differences at the 5% level

Q: "I believe global warming is real and man made."

# Frequency of speaking to their churches on the environment remains unchanged from 2008.



Q: "How often do you speak to your church on the environment?"

# “I believe global warming is real and man made”

---

- Pastors in the South are least likely to strongly agree (17%).
- Pastors in the Northeast are least likely to strongly disagree (26%).
- Pastors who have earned at least a Master’s degree are more likely to strongly agree (28% to 14%) and less likely to strongly disagree (36% to 50%) than pastors whose highest level of education is a Bachelor’s degree or less.

# Democrats most likely to strongly agree, Republicans most likely to strongly disagree, and Independents are in the middle

	Democrat	Republican	Independent
Strongly agree	65% bc	6% ac	24% ab
Somewhat agree	15%	12%	14%
Somewhat disagree	12% bc	21% a	22% a
Strongly disagree	6% bc	57% ac	36% ab

Letters indicate column with statistically significant difference at 95% confidence interval.

Q: "I believe global warming is real and man made."

n = 213 (Democrats)

n = 506 (Republicans)

n = 144 (Independent)



# Ideological leanings show significant differences in beliefs on whether global warming is real and man made

	Progressive or Liberal	Conservative	Very Conservative
Strongly agree	78% bc	7% a	6% a
Somewhat agree	12% c	15% c	5% ab
Somewhat disagree	5% bc	27% ac	18% ab
Strongly disagree	3% bc	47% ac	69% ab

Letters indicate column with statistically significant difference at 95% confidence interval.

Q: "I believe global warming is real and man made."

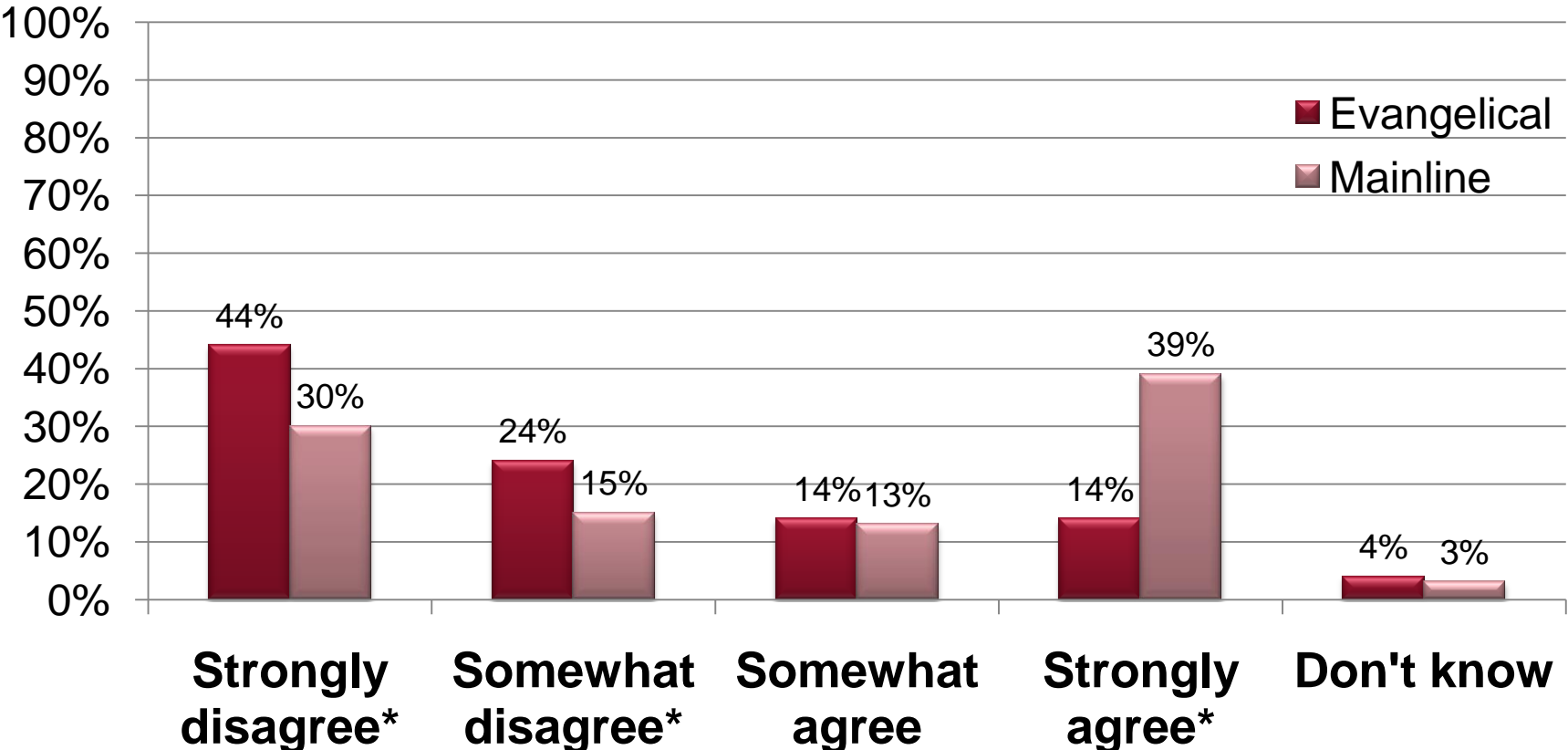
n = 148 (Progressive or Liberal)

n = 388 (Conservative)

n = 244 (Very Conservative)

# Evangelical and Mainline pastors disagree on whether global warming is real and man made.

Among Protestant Pastors



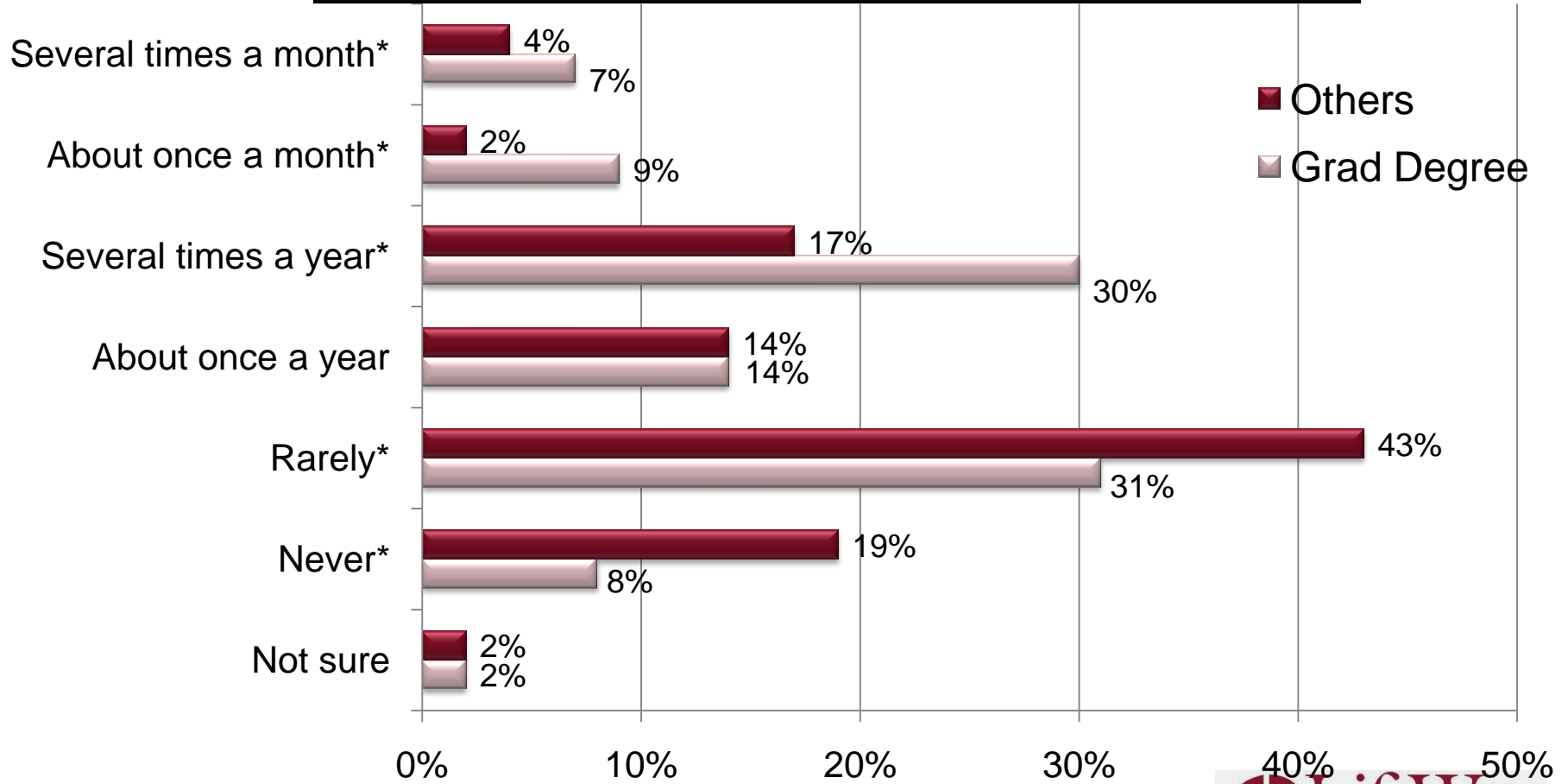
\* Statistically significant differences at the 5% level

Q: "I believe global warming is real and man made."



# Pastors with a graduate degree more often speak to their church on the environment than other pastors.

Among Protestant Pastors



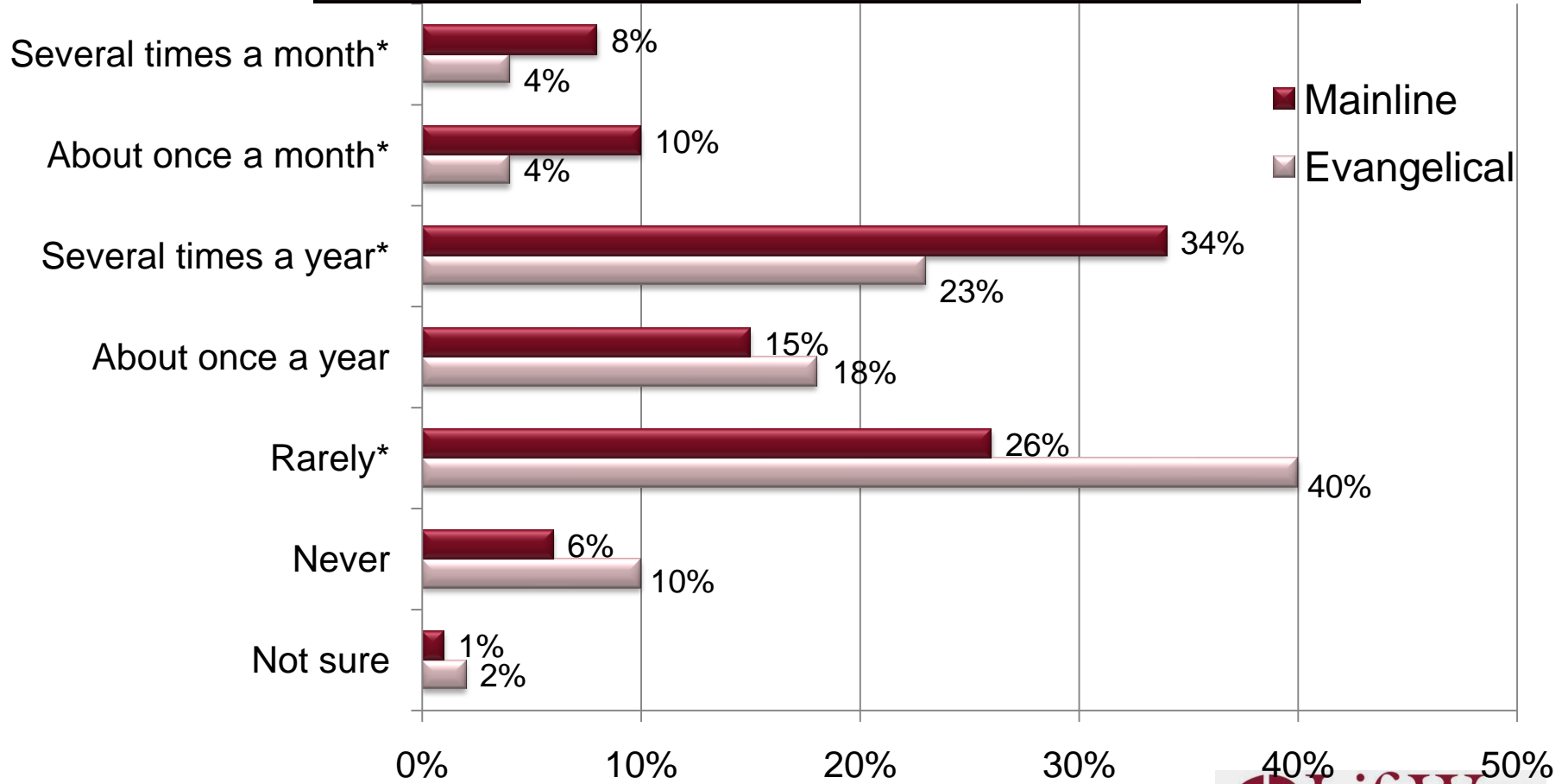
\* Statistically significant differences at the 5% level



Q: "How often do you speak to your church on the environment?"

# Evangelical pastors speak to their church less often on the environment than Mainline pastors.

Among Protestant Pastors



\* Statistically significant differences at the 5% level



Q: "How often do you speak to your church on the environment?"

# Protestant Pastors' Views on the Environment

Survey of 1,000 Protestant Pastors

