

Sacred Texts and Society

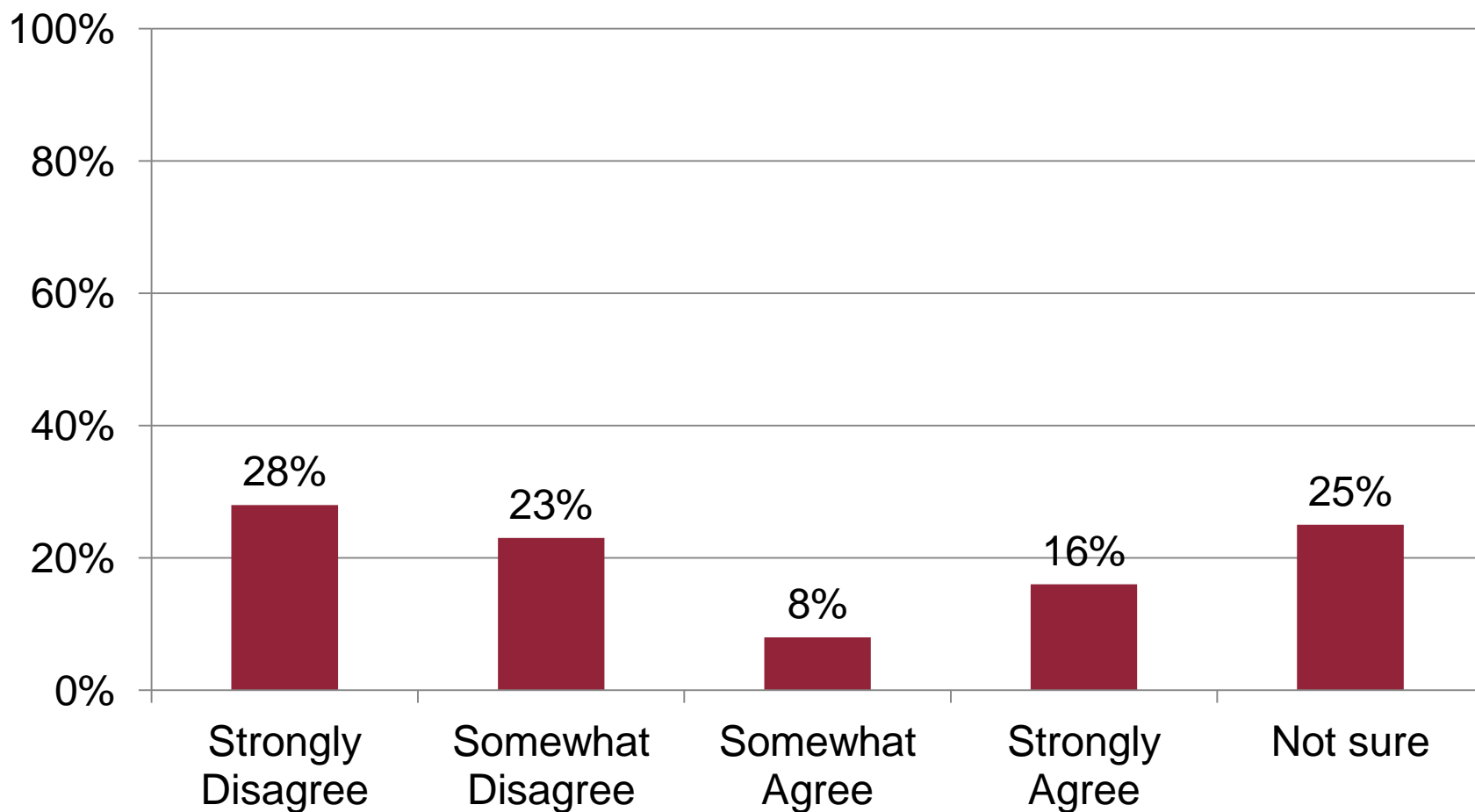
Phone Survey of 1,000 Americans

Methodology

- ❑ The phone survey of Americans was conducted September 19-28, 2014
- ❑ The calling utilized Random Digit Dialing. 60% of completes were among landlines and 40% among cell phones
- ❑ Maximum quotas and slight weights were used for gender, region, age, ethnicity, and education to more accurately reflect the population
- ❑ The completed sample is 1,000 surveys
- ❑ The sample provides 95% confidence that the sampling error does not exceed $\pm 3.4\%$
- ❑ Margins of error are higher in sub-groups

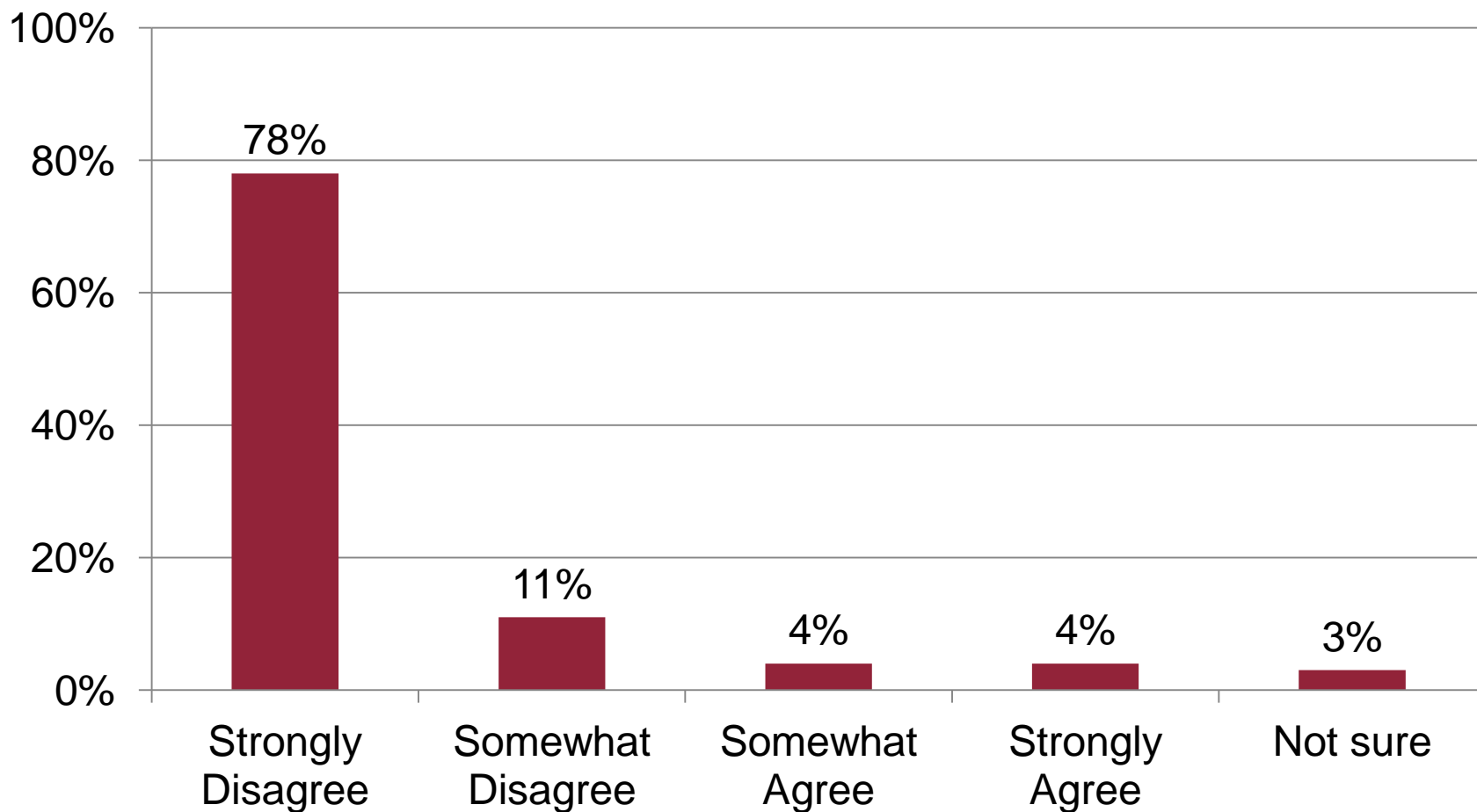
Survey Responses

24% of Americans agree that the Koran is a dangerous book



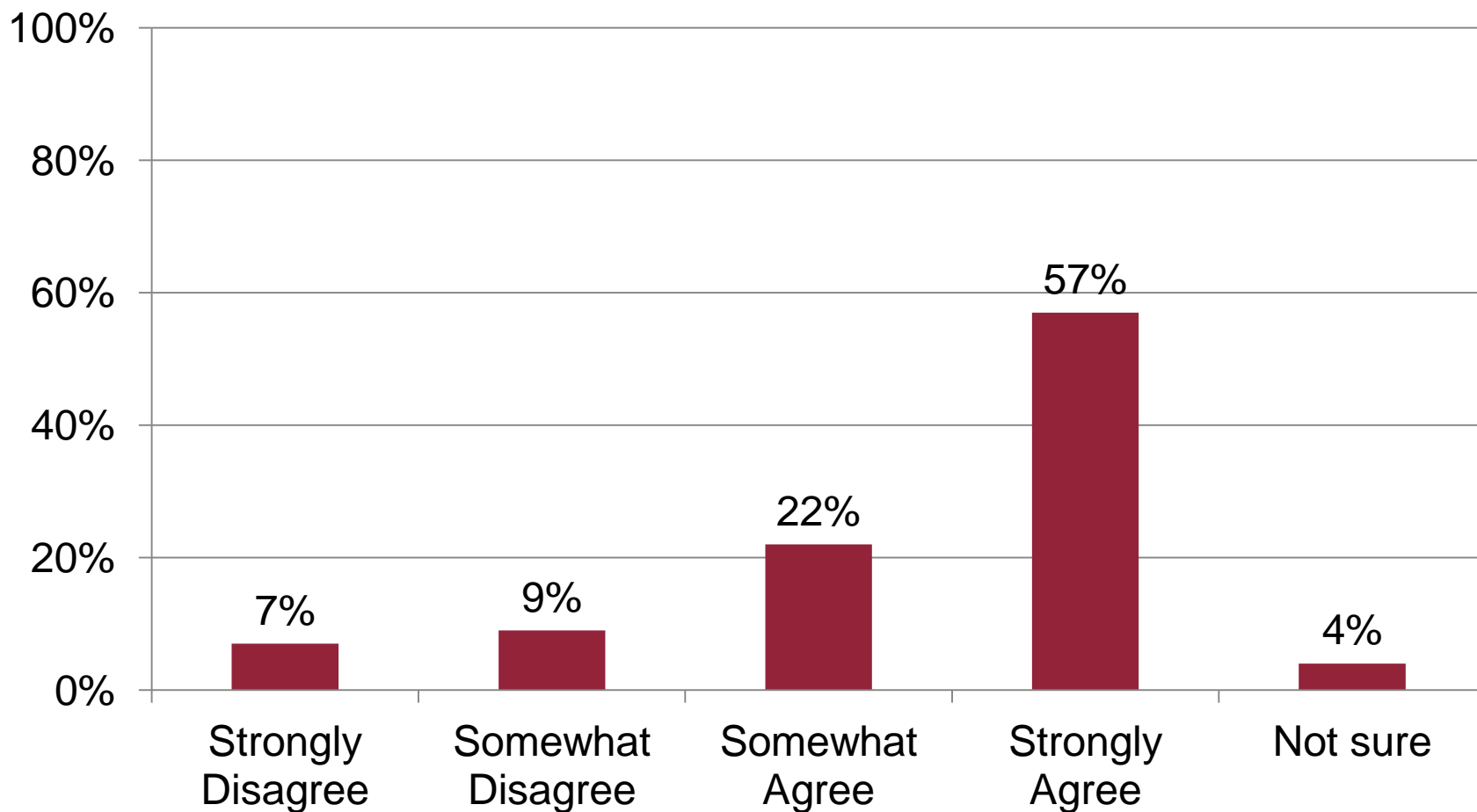
Q: "The Koran is a dangerous book"

9% of Americans agree that the Bible is a dangerous book



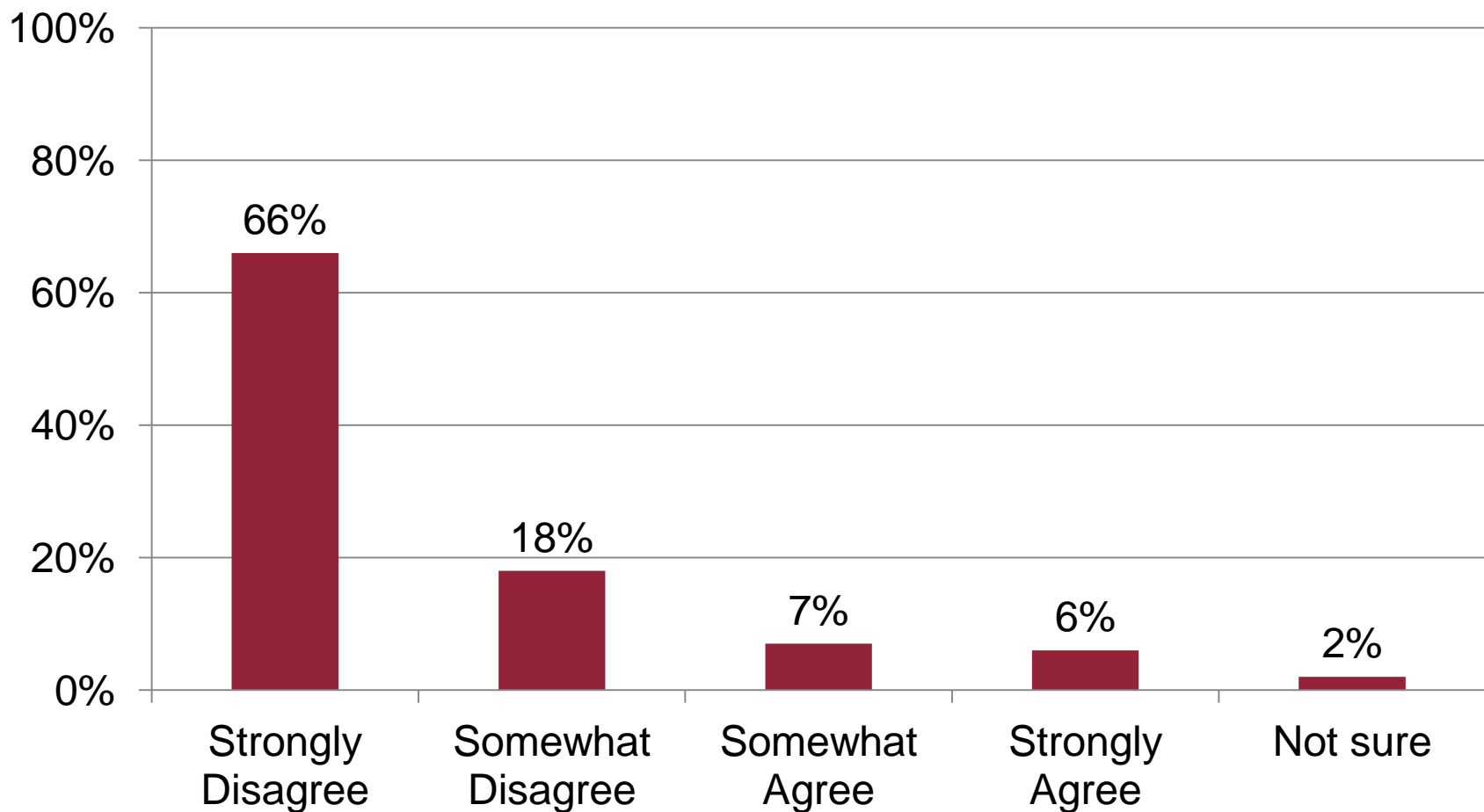
Q: "The Bible is a dangerous book"

80% agree that following the Bible's teachings would be good for American society



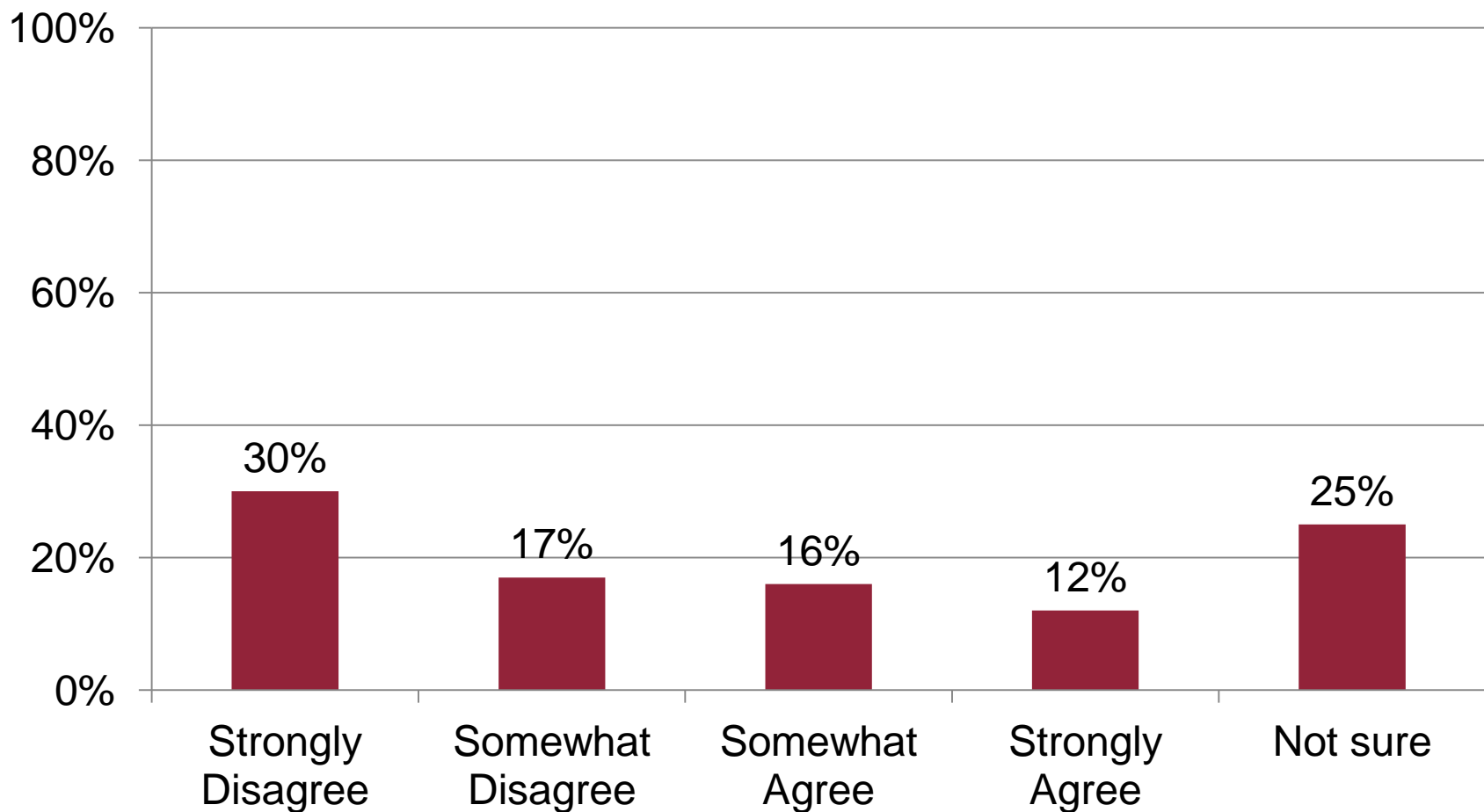
Q: "Following the Bible's teachings would be good for American society"

14% agree that following the Bible's teachings would be harmful for American society



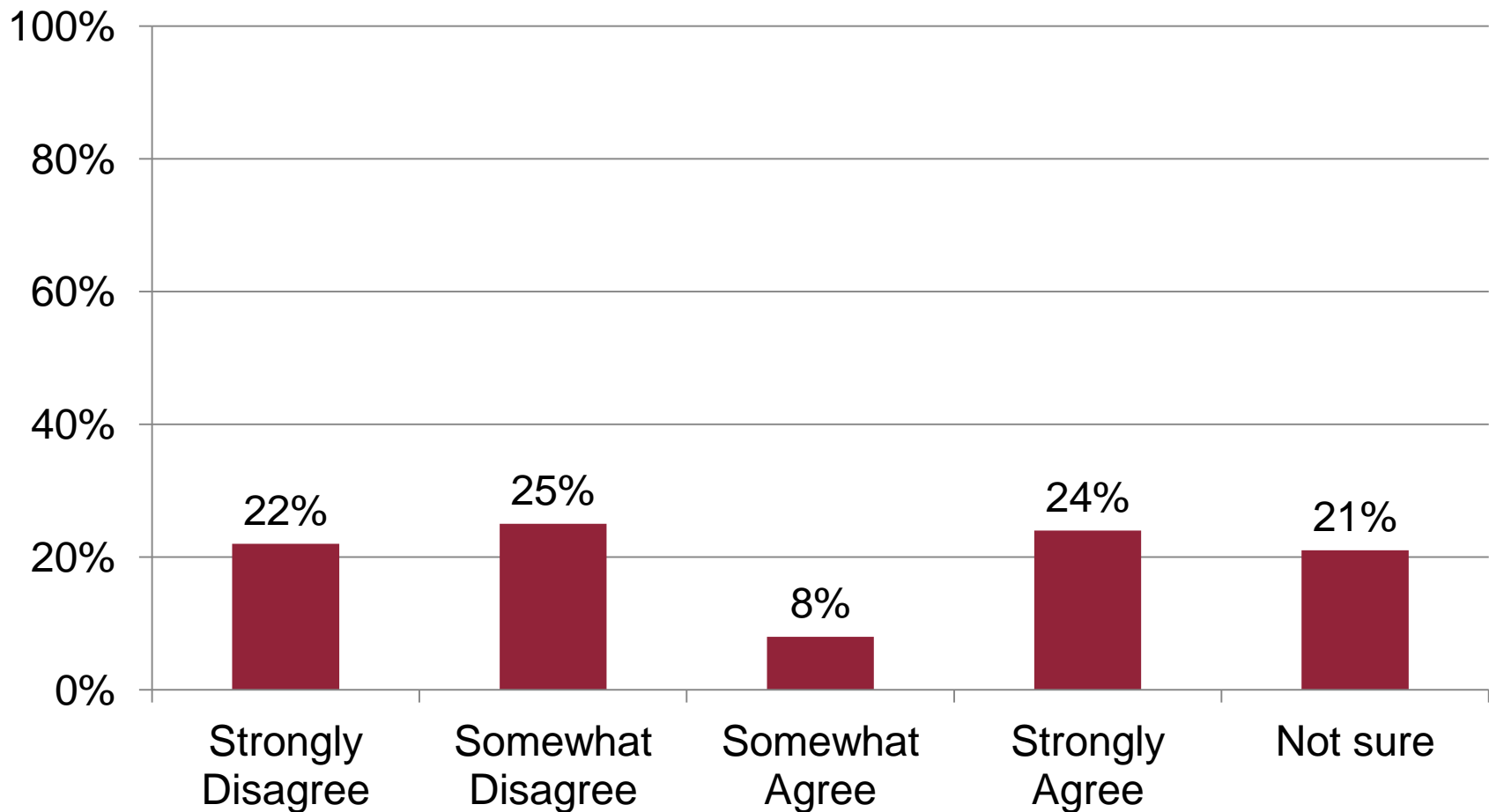
Q: "Following the Bible's teachings would be harmful for American society"

28% agree that following the Koran's teachings would be good for American society



Q: "Following the Koran's teachings would be good for American society"

33% agree that following the Koran's teachings would be harmful for American society



Q: "Following the Koran's teachings would be harmful for American society"

Significant Differences

Region

Age

Gender

Education Level

Ethnicity

Religious Preference

Catholic/Protestant

Born again/Evangelical/Fundamentalist

Significant Statistical Differences

Comparisons were made to determine if there are any significant statistical differences among region of the country, age, gender, and education level.

Region	Age	Gender	Education Level
Northeast	18-24	Male	HS degree or less
Midwest	25-34	Female	Some college
South	35-44		Bachelor's
West	45-54		Graduate degree
	55-64		
	65+		

Notes: Region is defined by US Census locations

Significant Statistical Differences

Comparisons were made to determine if there are any significant statistical differences among ethnicity, religious preference, denomination, and Born again/ Evangelical/ Fundamentalist.

Ethnicity	Religious Preference	Denomination	Born again / Evangelical / Fundamentalist
White	Christian*	Protestant / Nondenominational	Yes
African American	Other Religions	Catholic	No / not sure
Hispanic	Nonreligious**		

*includes Catholic, Protestant, Nondenominational, and Orthodox

**includes Atheist, Agnostic, and No Preference

Note: Those who consider themselves Born again, Evangelical, or Fundamentalist are labeled “Evangelical” in this report

The Koran is a dangerous book

- Southerners (30%) are more likely to agree than Northeasterners (17%) and Westerners (20%)
- Northeasterners (17%) are less likely to agree than Midwesterners (26%)
- Those age 18-24 (14%) are less likely to agree than those age 45-54 (25%), 55-64 (28%), and 65+ (34%)
- Those age 65+ (34%) are more likely to agree than those age 25-34 (21%) and 35-44 (20%)
- Whites (27%) are more likely to agree than Hispanics (16%)
- Christians (28%) are more likely to agree than Other Religions (12%) and Nonreligious (15%)
- Catholics (19%) are less likely to agree than Protestants (32%)
- Evangelicals are more likely to agree (37% v 19%)

The Bible is a dangerous book

- Men are more likely to agree (11% v 6%)
- Southerners (7%) are less likely to agree than Westerners (12%)
- Those age 18-24 (14%) are more likely to agree than those age 55-64 (6%) and 65+ (6%)
- Whites (7%) are less likely to agree than Hispanics (15%)
- Nonreligious (17%) are more likely to agree than Christians (6%) and Other Religions (8%)
- Evangelicals are less likely to agree (5% v 10%)

Following the Bible's teachings would be good for American society

- Women are more likely to agree (85% v 75%)
- Southerners (84%) are more likely to agree than Westerners (75%)
- Westerners (10%) are more likely to strongly disagree than Southerners (5%)
- Those age 18-24 (73%) are less likely to agree than those age 45-54 (83%), 55-64 (84%), and 65+ (83%)
- Those age 35-44 (75%) are less likely to agree than those age 55-64 (84%)
- Those with a HS degree or less (84%) are more likely to agree than those with a Bachelor's (75%) or graduate degree (67%)
- Those with some college (80%) are more likely to agree than those with a graduate degree (67%)
- Christians (87%) and Other Religions (83%) are more likely to agree than Nonreligious (48%)
- Protestants (91%) are more likely to agree than Catholics (76%)
- Evangelicals are more likely to agree (96% v 72%)

Following the Bible's teachings would be harmful for American society

- Women are less likely to agree (11% v 16%)
- Those age 18-24 (19%) and 25-34 (25%) are more likely to agree than those age 35-44 (9%) and 65+ (9%)
- Those age 25-34 (25%) are more likely to agree than those age 45-54 (11%) and 55-64 (12%)
- Hispanics (26%) are more likely to agree than Whites (11%) and African Americans (14%)
- Those with a HS degree or less (16%) are more likely to agree than those with some college (10%)
- Christians (11%) are less likely to agree than Nonreligious (25%)
- Protestants (8%) are less likely to agree than Catholics (17%)
- Evangelicals are less likely to agree (8% v 16%)

Following the Koran's teachings would be good for American society

- Those age 18-24 (48%) are most likely to agree
- Those age 25-34 (33%) are more likely to agree than those age 35-44 (23%), 55-64 (21%), and 65+ (19%)
- Those age 45-54 (29%) are more likely to agree than those age 65+ (19%)
- Whites (24%) are less likely to agree than Hispanics (38%)
- Other Religions (41%) are more likely to agree than Christians (26%) or Nonreligious (27%)
- Protestants (22%) are less likely to agree than Catholics (37%)
- Evangelicals are less likely to agree (21% v 31%)

Following the Koran's teachings would be harmful for American society

- Southerners (38%) are more likely to agree than Westerners (28%)
- Those age 18-24 (24%) and 25-34 (23%) less likely to agree than those age 45-54 (37%), 55-64 (36%), and 65+ (42%)
- Those age 35-44 (29%) are less likely to agree than those age 65+ (42%)
- Whites (36%) are more likely to agree than African Americans (26%) and Hispanics (23%)
- Christians (36%) are more likely to agree than Other Religions (18%) and Nonreligious (27%)
- Protestants (40%) are more likely to agree than Catholics (24%)
- Evangelicals are more likely to agree (46% v 26%)

Sacred Texts and Society

Survey of 1,000 Americans