



Evangelical Attitudes Toward Israel Research Study

**Evangelicals, the Gospel, and Jewish
People**

Sponsored By

Chosen People Ministries and

Author Joel C. Rosenberg

Table of Contents

	<i>Page</i>
Executive Summary	3
Methodology	7
<u>Quantitative Findings</u>	
Jewish People and Evangelical Beliefs	8
Evangelical Attitudes toward Sharing the Gospel with Jewish People	9
Replacement Theology	11
Evangelicals and Jewish, Muslim, and Palestinian Friends	15
Demographics	19

Executive Summary

Quantitative Findings

Jewish People and Evangelical Beliefs

- 2% of those with Evangelical Beliefs say they have at least one parent or grandparent who is Jewish
- This represents an estimated 870,771 adult Americans who have Evangelical Beliefs and have at least one Jewish parent or grandparent

Evangelical Attitudes toward Sharing the Gospel with Jewish People

- 86% agree (71% strongly) that sharing the Gospel with Jewish people is important
- 55% agree that the Bible teaches that one day most or all Jewish people, alive at that time, will believe in Jesus
- 47% agree that Jesus will return when the Jewish people accept Jesus

Replacement Theology

- 41% *disagree* that the Christian church has fulfilled or replaced the nation of Israel in God's plan
- Those who *disagree* that the church has replaced Israel are more likely to point to the Bible for the reason for their support of Israel:
 - More likely to say the Bible has most influenced their opinion about Israel (63% v. 43%)
 - More likely to indicate the most important reason for their support of Israel is that the Bible says God gave the land of Israel to the Jewish People (42% v. 23%)
 - Less likely to agree that biblical passages about Jewish people having a right to the land of Israel no longer apply today (6% v. 36%)
- Those who *agree* that the church has replaced Israel in God's plan are much more supportive of Palestinian people in the peace process:
 - More likely to agree that Jewish people have a biblical right to the land of Israel, but also have a responsibility to share the land with Palestinian Arabs (59% v. 40%)
 - Less likely to disagree that Palestinian people have a historic right to the land of Israel (45% v. 67%)
 - More likely to agree the state of Israel should sign a peace treaty that allows the Palestinians to create their own sovereign state in the West Bank and Gaza (43% v. 19%)
 - Less likely to disagree that the modern rebirth of the State of Israel has been a terrible injustice to the Arab people in the Middle East (43% v. 77%)
 - More likely to agree modern Israel has been unfair to the Palestinian people (41% v. 18%)

Evangelicals with Jewish Friends

- 30% of those with Evangelical Beliefs have Jewish friends
 - 35% of those with Jewish friends have prayed for the salvation of their Jewish friends in the last week
 - 60% of those with Jewish friends have not shared the Gospel with any of them in the last year
- Those with Jewish friends are more likely to be supportive of the State of Israel and for that support to have increased.
 - Those with Jewish friends (57% v. 35%) are more likely to select I support the existence, security, and prosperity of the State of Israel but don't feel the need to support everything Israel does than those without Jewish friends
 - Those with Jewish friends (17% v. 39%) are *less* likely to select I have no strong views about the State of Israel than those without Jewish friends
 - Those with Jewish friends (30% v. 21%) are more likely to indicate their support for the existence, security, and prosperity of the State of Israel has increased over the last 5 years than those without Jewish friends
- Those with Jewish friends are more likely to agree with historic and biblical reasons for Israeli claims to the land
 - Those with Jewish friends (81% v. 64%) are more likely to agree that Jewish people have a historic right to the land of Israel than those without Jewish friends
 - Those with Jewish friends (76% v. 58%) are more likely to *disagree* Biblical passages about Jewish people having a right to the land of Israel no longer apply today than those without Jewish friends
 - Those with Jewish friends (53% v. 36%) are more likely to agree Jewish people have a biblical right to the land of Israel, but also have a responsibility to share the land with Palestinian Arabs than those without Jewish friends
- Those with Jewish friends are less likely to describe unjust treatment of Palestinians and Arabs by Israel but agree Christians to show more love and care for them
 - Those with Jewish friends (67% v. 55%) are more likely to agree Christians should do more to love and care for Palestinian people than those without Jewish friends
 - Those with Jewish friends (62% v. 44%) are more likely to *disagree* that the modern rebirth of the State of Israel has been a terrible injustice to the Arab people in the Middle East than those without Jewish friends
 - Those with Jewish friends (50% v. 37%) are more likely to *disagree* modern Israel has been unfair to the Palestinian people than those without Jewish friends

Evangelicals with Muslim Friends

- 17% of those with Evangelical Beliefs have Muslim friends
- Those with Muslim friends are more likely to be supportive of the State of Israel

- Those with Muslim friends (59% v. 38%) are more likely to select I support the existence, security, and prosperity of the State of Israel but don't feel the need to support everything Israel does than those without Muslim friends
- Those with Muslim friends (20% v. 35%) are *less* likely to select I have no strong views about the State of Israel than those without Muslim friends
- Those with Muslim friends are more likely to agree Jewish people have a historic right to the land and also are above average for agreeing Palestinian people have this right
 - Those with Muslim friends (77% v. 68%) are more likely to agree that Jewish people have a historic right to the land of Israel than those without Muslim friends
 - Those with Muslim friends (27% v. 18%) are more likely to agree that Palestinian people have a historic right to the land of Israel than those without Muslim friends
 - Those with Muslim friends (57% v. 38%) are more likely to agree Jewish people have a biblical right to the land of Israel, but also have a responsibility to share the land with Palestinian Arabs than those without Muslim friends
- Those with Muslim friends are more likely to say modern Israel has been unfair to Palestinian people and almost 8 in 10 agree Christians should show more love and care for them
 - Those with Muslim friends (79% v. 55%) are more likely to agree Christians should do more to love and care for Palestinian people than those without Muslim friends
 - Those with Muslim friends (32% v. 19%) are more likely to agree modern Israel has been unfair to the Palestinian people than those without Muslim friends

Evangelicals with Palestinian Friends

- 6% of those with Evangelical Beliefs have Palestinian friends
- Those with Palestinian friends are more likely to be supportive of the State of Israel
 - Those with Palestinian friends (58% v. 41%) are more likely to select I support the existence, security, and prosperity of the State of Israel but don't feel the need to support everything Israel does than those without Palestinian friends
 - Those with Palestinian friends (16% v. 34%) are *less* likely to select I have no strong views about the State of Israel than those without Palestinian friends
- Those with Palestinian friends are more likely to agree Jewish people have a historic right to the land and also are above average for agreeing Palestinian people have this right
 - Those with Palestinian friends (79% v. 69%) are more likely to agree that Jewish people have a historic right to the land of Israel than those without Palestinian friends
 - Those with Palestinian friends (32% v. 19%) are more likely to agree that Palestinian people have a historic right to the land of Israel than those without Palestinian friends
 - Those with Palestinian friends (64% v. 40%) are more likely to agree Jewish people have a biblical right to the land of Israel, but also have a responsibility to share the land with Palestinian Arabs than those without Palestinian friends

- Those with Palestinian friends are more likely to say modern Israel has been unfair to Palestinian people and 8 in 10 agree Christians should show more love and care for them
 - Those with Palestinian friends (80% v. 58%) are more likely to agree Christians should do more to love and care for Palestinian people than those without Palestinian friends
 - Those with Palestinian friends (36% v. 21%) are more likely to agree modern Israel has been unfair to the Palestinian people than those without Palestinian friends

Methodology

The Evangelicals Attitudes Toward Israel Research Study was sponsored by Chosen People Ministries and author, Joel C. Rosenberg. This is the second of two reports from this study.

LifeWay Research conducted the study September 20-28, 2017. The survey was conducted using the web-enabled KnowledgePanel®, a probability-based panel designed to be representative of the U.S. population. Initially, participants are chosen scientifically by a random selection of telephone numbers and residential addresses. Persons in selected households are then invited by telephone or by mail to participate in the web-enabled KnowledgePanel®. For those who agree to participate, but do not already have Internet access, GfK provides at no cost a laptop and ISP connection.

Sample stratification and weights were used for gender by age, ethnicity, region, education, and household income to reflect the most recent US Census data. The completed sample is 2,002 surveys. The sample provides 95 percent confidence that the sampling error does not exceed plus or minus 2.7 percent. Margins of error are higher in sub-groups.

Respondents were screened to only include adults with Evangelical Beliefs. Evangelical Beliefs are defined using the NAE LifeWay Research Evangelical Beliefs Research Definition based on respondent beliefs.

Respondents are asked their level of agreement with four separate statements using a four-point, forced choice scale (strongly agree, somewhat agree, somewhat disagree, strongly disagree). Those who strongly agree with all four statements are categorized as having Evangelical Beliefs

- The Bible is the highest authority for what I believe
- It is very important for me personally to encourage non-Christians to trust Jesus Christ as their Savior
- Jesus Christ's death on the cross is the only sacrifice that could remove the penalty of my sin
- Only those who trust in Jesus Christ alone as their Savior receive God's free gift of eternal salvation

Percentages that combine agree or disagree responses may not match the total of the individual responses due to rounding.

Quantitative Findings

Jewish People and Evangelical Beliefs

2% of those with Evangelical Beliefs say they have a Jewish parent or grandparent

Table 1: “Are one or more of your **parents** or **grandparents** Jewish?” n=1,989

Yes	2%
No	93%
Not sure	5%

When applied to the entire population, this response provides an estimate of 870,771 adult Americans who have Evangelical Beliefs and have at least one Jewish parent or grandparent.

Evangelical Attitudes toward Sharing the Gospel with Jewish People

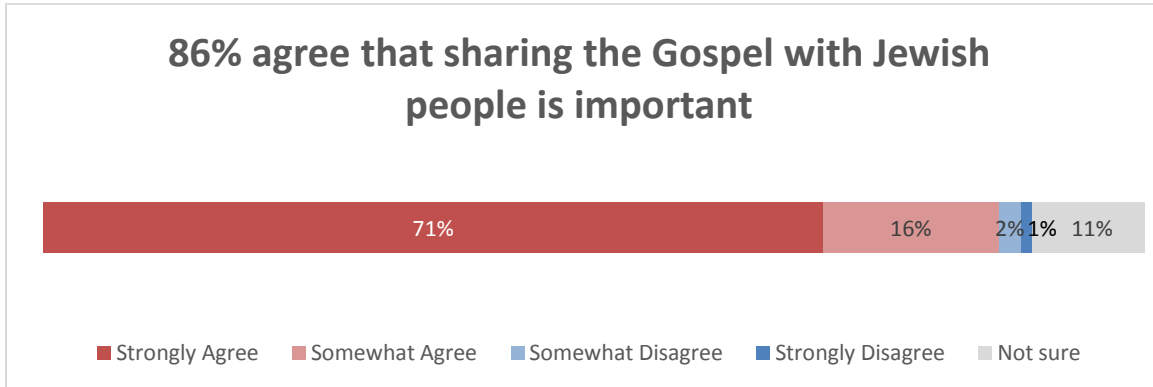


Table 2 – “Sharing the Gospel with Jewish people is important.” n=1,967

Those in the Northeast (92%) and West (92%) are more likely to agree than those in the Midwest (83%) and South (85%). Those age 65+ (91%) are more likely to Agree than those 18-34 (82%) and 35-49 (84%). Other Ethnicities are the most likely ethnic group to Agree (97%). Those who are high school graduates or less are the least likely education group to Agree (83%). Those who Agree that the church has replaced Israel (98%) are more likely to Agree that Sharing the Gospel with Jewish people is important than those who Disagree the church has replaced Israel (94%). Those with Jewish friends (94% v. 83%) or Muslim friends (91% v. 85%) are more likely to Agree than those without friends in these groups.

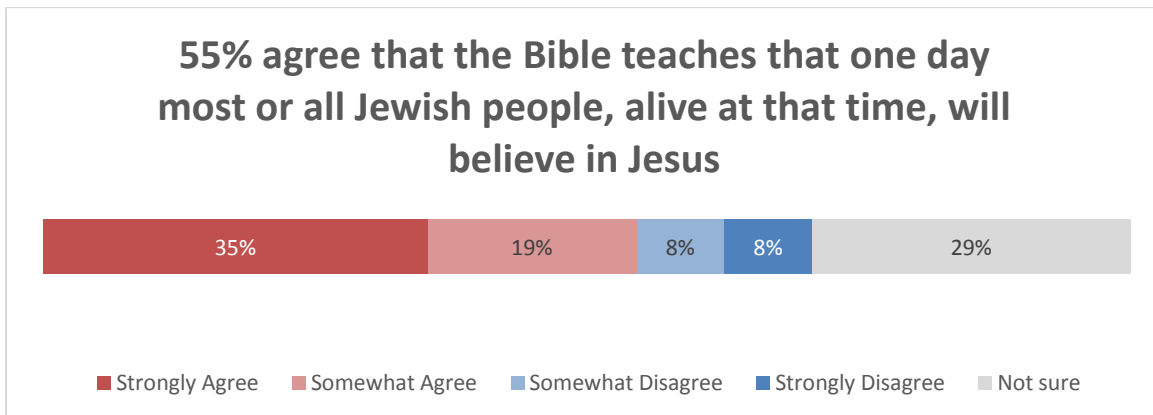


Table 3 – “The Bible teaches that one day most or all Jewish people, alive at that time, will believe in Jesus.” n=1,963

Those in the Midwest are least likely to Agree (48%). Those age 50-64 (59%) and 65+ (62%) are more likely to Agree than those 18-34 (47%) and 35-49 (47%). Those with Bachelor’s Degrees are the least likely to Agree (42%). Those who Agree that the church has replaced Israel (72%) are more likely to Agree that The Bible teaches that one day most or all Jewish people, alive at

that time, will believe in Jesus than those who Disagree the church has replaced Israel (62%). Those with Jewish friends (61% v. 52%) or Palestinian friends (64% v. 54%) are more likely to Agree than those without friends in these groups. Those with Jewish friends (19% v. 15%) or Muslim friends (21% v. 15%) are more likely to Disagree than those without friends in these groups.

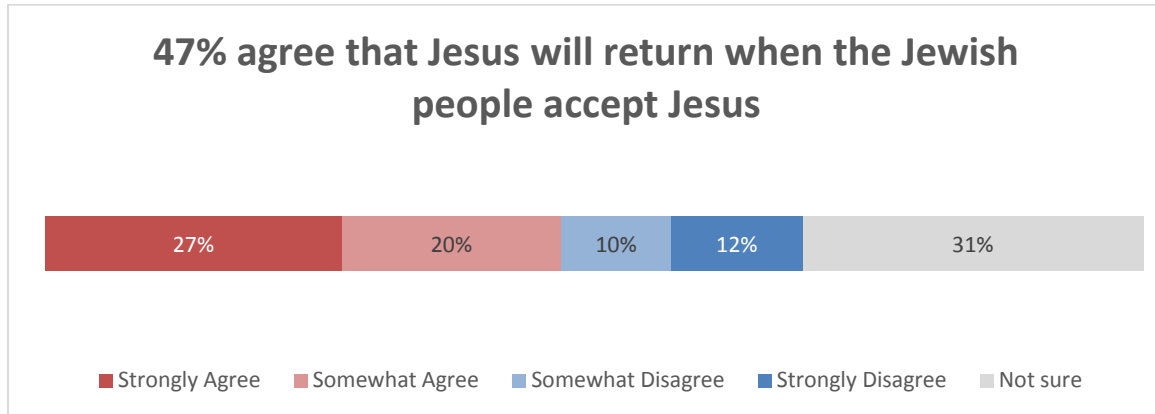


Table 4 – “Jewish people continue to be significant for the history of redemption as Jesus will return when the Jewish people accept Jesus.” n=1,956

Those age 50-64 (51%) are more likely to Agree than those 18-34 (44%) and 35-49 (44%). White, Non-Hispanics are the least likely ethnic group to Agree (42%). Those who are high school graduates or less (48%) or with a Graduate Degree (54%) are more likely to select than those with a Bachelor’s Degree (40%). Those who Agree that the church has replaced Israel (69%) are more likely to Agree that Jewish people continue to be significant for the history of redemption as Jesus will return when the Jewish people accept Jesus than those who Disagree the church has replaced Israel (47%). Those with Jewish friends (51% v. 45%) or Palestinian friends (60% v. 46%) are more likely to Agree than those without friends in these groups. Those with Jewish friends (27% v. 21%) or Muslim friends (27% v. 22%) are more likely to Disagree than those without friends in these groups.

Replacement Theology

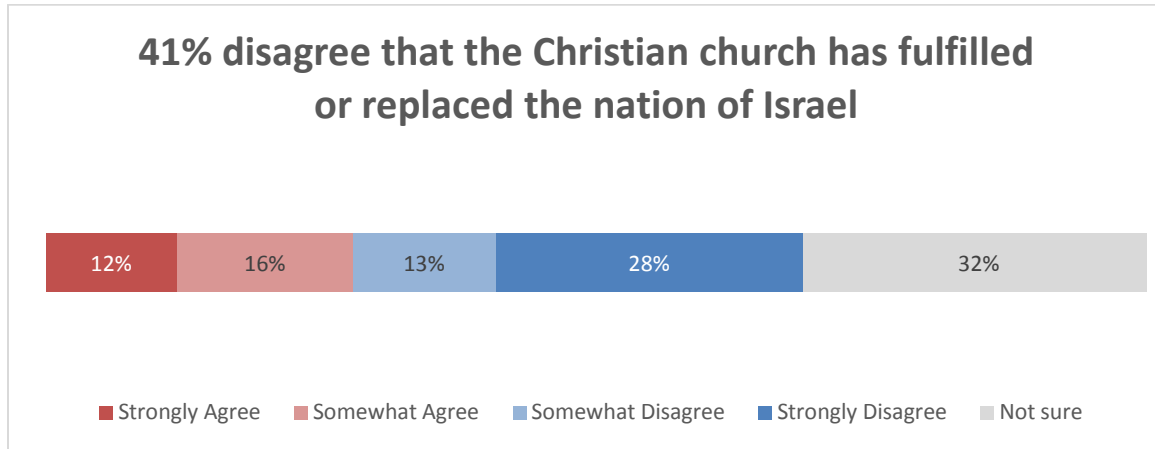


Table 5 – “The Christian church has fulfilled or replaced the nation of Israel in God’s plan.”
n=1,956

Those in the Northeast are the most likely to Agree (39%). Those age 18-34 (34%) and 35-49 (31%) are more likely to Agree than those 50-49 (24%) and 65+ (23%). White, Non-Hispanics are the most likely ethnic group to Disagree (45%). Those with a Bachelor’s (46%) or a Graduate Degree (55%) are more likely to Disagree than those who are high school graduates or less (37%). Those with Muslim friends (35% v. 26%) are more likely to Agree than those without Muslim friends. Those with Jewish friends (50% v. 37%) or Palestinian friends (51% v. 40%) are more likely to Disagree than those without friends in these groups.

Perceptions of Modern Israel – Differences among those agreeing/disagreeing that the Christian church has fulfilled or replaced the nation of Israel

- Those who Disagree that the church has replaced Israel (82%) are more likely to **have a Positive perception of the country of Israel today** than those who Agree the church has replaced Israel (72%)
- Those who Disagree that the church has replaced Israel (86%) are more likely to indicate **the events of the modern rebirth of the State of Israel in 1948 and the re-gathering of millions of Jewish people to Israel were fulfillments of Bible prophecy that show we are getting closer to the return of Jesus Christ** than those who Agree the church has replaced Israel (75%)
- Those who Agree that the church has replaced Israel (16%) are more likely to say **the Media has most influenced their opinions about Israel** than those who Disagree the church has replaced Israel (11%)
- Those who Agree that the church has replaced Israel (7%) are more likely to say **their Local Church has most influenced their opinions about Israel** than those who Disagree the church has replaced Israel (4%)
- Those who Disagree that the church has replaced Israel (63%) are more likely to say **the Bible has most influenced their opinions about Israel** than those who Agree the church has replaced Israel (43%)

Practical Concerns Regarding Israelis and Palestinians – Differences among those agreeing/disagreeing that the Christian church has fulfilled or replaced the nation of Israel

- Those who Disagree that the church has replaced Israel (89%) are more likely to **Agree Christians should support Israel's defense of itself from terrorists and foreign enemies** than those who Agree the church has replaced Israel (81%)
- Those who Agree that the church has replaced Israel (73%) are more likely to **Agree Christians should do more to love and care for Palestinian people** than those who Disagree the church has replaced Israel (64%)

Perceptions of the Abrahamic Covenant and Israeli Claims to the Land – Differences among those agreeing/disagreeing that the Christian church has fulfilled or replaced the nation of Israel

- Those who Disagree that the church has replaced Israel (92%) are more likely to **Agree When God promised Abraham and his descendants the land of Israel, the promise was for all time** than those who Agree the church has replaced Israel (84%)
- Those who Disagree that the church has replaced Israel (90%) are more likely to **Agree Christians should support the right of the Jewish people to live in the sovereign state of Israel** than those who Agree the church has replaced Israel (82%)

- Those who Disagree that the church has replaced Israel (85%) are more likely to **Agree that Jewish people have a historic right to the land of Israel** than those who Agree the church has replaced Israel (75%)
- Those who Disagree that the church has replaced Israel (67%) are more likely to also **Disagree that Palestinian people have a historic right to the land of Israel** than those who Agree the church has replaced Israel (45%)
- Those who Agree that the church has replaced Israel (36%) are more likely to **Agree Biblical passages about Jewish people having a right to the land of Israel no longer apply today** than those who Disagree the church has replaced Israel (6%)
- Those who Agree that the church has replaced Israel (59%) are more likely to **Agree Jewish people have a biblical right to the land of Israel, but also have a responsibility to share the land with Palestinian Arabs** than those who Disagree the church has replaced Israel (40%)

Support for the existence, security, and prosperity of the State of Israel –
Differences among those agreeing/disagreeing that the Christian church has fulfilled or replaced the nation of Israel

Those who Disagree that the church has replaced Israel (33%) are more likely to select **I support the existence, security, and prosperity of the State of Israel no matter what Israel does** than those who Agree the church has replaced Israel (24%)

Among those who support the modern State of Israel, which is the most important reason for their support?

- Those who Agree that the church has replaced Israel (25%) are more likely to select **Every nation has a right to exist** than those who Disagree the church has replaced Israel (10%)
- Those who Agree that the church has replaced Israel (5%) are more likely to select **Jesus was a Jewish person** than those who Disagree the church has replaced Israel (1%)
- Those who Agree that the church has replaced Israel (10%) are more likely to select **Israel is the United States' closest ally in an unstable region** than those who Disagree the church has replaced Israel (4%)
- Those who Disagree that the church has replaced Israel (42%) are more likely to select **The Bible says God gave the land of Israel to the Jewish People** than those who Agree the church has replaced Israel (23%)
- Those who Disagree that the church has replaced Israel (14%) are more likely to select **Israel is important for fulfilling biblical prophecy** than those who Agree the church has replaced Israel (9%)

Those who Agree that the church has replaced Israel (84%) are more likely to **Agree they wish they knew more about what the Bible teaches about Israel's future** than those who Disagree the church has replaced Israel (73%)

Perceptions on the Peace Process – Differences among those agreeing/disagreeing that the Christian church has fulfilled or replaced the nation of Israel

- Those who Agree that the church has replaced Israel (43%) are more likely to **Agree The state of Israel should sign a peace treaty that allows the Palestinians to create their own sovereign state in the West Bank and Gaza** than those who Disagree the church has replaced Israel (19%)
- Those who Disagree that the church has replaced Israel (77%) are more likely to also **Disagree that The modern rebirth of the State of Israel has been a terrible injustice to the Arab people in the Middle East** than those who Agree the church has replaced Israel (43%)
- Those who Agree that the church has replaced Israel (41%) are more likely to **Agree Modern Israel has been unfair to the Palestinian people** than those who Disagree the church has replaced Israel (18%)

The Gospel and Jewish Friends – Differences among those agreeing/disagreeing that the Christian church has fulfilled or replaced the nation of Israel

- Those who Agree that the church has replaced Israel (98%) are more likely to **Agree that Sharing the Gospel with Jewish people is important** than those who Disagree the church has replaced Israel (94%).
- Those who Agree that the church has replaced Israel (69%) are more likely to **have Jewish friends** than those who Disagree the church has replaced Israel (63%).
- Those who Agree that the church has replaced Israel (41%) are more likely to **have shared the Gospel with any of their Jewish friends in the last year** than those who Disagree the church has replaced Israel (30%).

Those who are Not sure if the church has replaced Israel are more likely to be Not sure on many other questions. For example among those who are Not sure if the church has replaced Israel:

- 46% are Not sure of their perception (positive or negative) of the country of Israel today
- 65% are Not sure if Palestinian people have a historic right to the land of Israel
- 51% are Not sure if Jewish people have a historic right to the land of Israel
- 60% have no strong views about the State of Israel
- 64% are Not sure if The Jewish people lost the promise of the land because they rejected Jesus

Evangelicals and Jewish, Muslim, and Palestinian Friends

46% do not have Jewish, Muslim, or Palestinian friends

Table 6 – “Currently, do you have any...” n=1,988

Jewish friends	30%
Muslim friends	17%
Palestinian friends	6%
None of these	46%
Not sure	19%

35% of those with Jewish friends have prayed for the salvation of their Jewish friends in the last week

Table 7 – “In the last week have you prayed for the salvation of your Jewish friend(s)?” n=591

Yes	35%
No	60%
Not sure	5%

60% of those with Jewish friends have not shared the Gospel with any of them in the last year

Table 8 – “In the last year have you shared the Gospel with any of your Jewish friends?” n=588

Yes	32%
No	60%
Not sure	9%

Perceptions of Modern Israel – Differences among those with Jewish, Muslim, or Palestinian friends

- Those with Jewish friends (77% v. 63%), Muslim friends (73% v. 66%), or Palestinian friends (76% v. 67%) are more likely to **have a Positive perception of the country of Israel today** than those without friends in each group
- Those with Jewish friends (7% v. 1%), Muslim friends (7% v. 2%), or Palestinian friends (9% v. 2%) are more likely to say **the Personal experiences with Jewish people has most influenced their opinions about Israel** than those without friends in each group

- Those with Jewish friends (6% v. 3%), Muslim friends (6% v. 3%), or Palestinian friends (7% v. 3%) are more likely to say **Friends and family has most influenced their opinions about Israel** than those without friends in each group
- Those with Jewish friends (50%) are more likely to say **the Bible has most influenced their opinions about Israel** than those without Jewish friends (43%)

Practical Concerns Regarding Israelis and Palestinians – Differences among those with Jewish, Muslim, or Palestinian friends

- Those with Jewish friends (83% v. 63%) or Muslim friends (81% v. 72%) are more likely to **Agree Christians should support Israel’s defense of itself from terrorists and foreign enemies** than those without friends in each group
- Those with Jewish friends (67% v. 55%), Muslim friends (79% v. 55%), or Palestinian friends (80% v. 58%) are more likely to **Agree Christians should do more to love and care for Palestinian people** than those without friends in each group
- Those with Jewish friends (82% v. 69%) or Muslim friends (81% v. 71%) are more likely to **Agree I am concerned for the safety of Christians in areas under the control of the Palestinian Authority** than those without friends in each group
- Those with Palestinian friends (12% v. 5%) are more likely to **Disagree I am concerned for the safety of Christians in areas under the control of the Palestinian Authority** than those without Palestinian friends

Perceptions of the Abrahamic Covenant and Israeli Claims to the Land – Differences among those with Jewish, Muslim, or Palestinian friends

- Those with Jewish friends (84% v. 78%) are more likely to **Agree When God promised Abraham and his descendants the land of Israel, the promise was for all time** than those without Jewish friends
- Those with Muslim friends (10% v. 4%) are more likely to **Disagree When God promised Abraham and his descendants the land of Israel, the promise was for all time** than those without Muslim friends
- Those with Jewish friends (86% v. 71%), Muslim friends (80% v. 75%) or Palestinian friends (84% v. 75%) are more likely to **Agree Christians should support the right of the Jewish people to live in the sovereign state of Israel** than those without friends in each group
- Those with Jewish friends (81% v. 64%), Muslim friends (77% v. 68%) or Palestinian friends (79% v. 69%) are more likely to **Agree that Jewish people have a historic right to the land of Israel** than those without friends in each group
- Those with Muslim friends (27% v. 18%) or Palestinian friends (32% v. 19%) are more likely to **Agree that Palestinian people have a historic right to the land of Israel** than those without friends in each group
- Those with Jewish friends (54% v. 43%) are more likely to **Disagree that Palestinian people have a historic right to the land of Israel** than those without Jewish friends

- Those with Palestinian friends (23% v. 15%) are more likely to **Agree Biblical passages about Jewish people having a right to the land of Israel no longer apply today** than those without Palestinian friends
- Those with Jewish friends (76% v. 58%) or Muslim friends (69% v. 62%) are more likely to **Disagree Biblical passages about Jewish people having a right to the land of Israel no longer apply today** than those without friends in each group
- Those with Jewish friends (53% v. 36%), Muslim friends (57% v. 38%) or Palestinian friends (64% v. 40%) are more likely to **Agree Jewish people have a biblical right to the land of Israel, but also have a responsibility to share the land with Palestinian Arabs** than those without friends in each group

Support for the existence, security, and prosperity of the State of Israel –
Differences among those with Jewish, Muslim, or Palestinian friends

- Those with Jewish friends (57% v. 35%), Muslim friends (59% v. 38%) or Palestinian friends (58% v. 41%) are more likely to select **I support the existence, security, and prosperity of the State of Israel but don't feel the need to support everything Israel does** than those without friends in each group
- Those with Jewish friends (17% v. 39%), Muslim friends (20% v. 35%) or Palestinian friends (16% v. 34%) are *less* likely to select **I have no strong views about the State of Israel** than those without friends in each group

Among those who support the modern State of Israel, which is the most important reason for their support?

- Those with Jewish friends (20% v. 13%), Muslim friends (21% v. 15%) or Palestinian friends (25% v. 15%) are more likely to select **Every nation has a right to exist** than those without friends in each group
- Those with Muslim friends (12% v. 7%) are more likely to select **Israel is the historic Jewish homeland** than those without Muslim friends
- Those with Muslim friends (8% v. 13%) or Palestinian friends (5% v. 13%) are *less* likely to select **Israel is important for fulfilling biblical prophecy** than those without friends in each group
- Those with Muslim friends (27% v. 34%) are *less* likely to select **The Bible says God gave the land of Israel to the Jewish People** than those without Muslim friends
- Those with Jewish friends (30% v. 21%) are more likely to indicate their support for the existence, security, and prosperity of the State of Israel has **Increased over the last 5 years** than those without Jewish friends

Those with Jewish friends (18% v. 11%) or Muslim friends (17% v. 13%) are more likely to **Disagree they wish they knew more about what the Bible teaches about Israel's future** than those without friends in each group

Perceptions on the Peace Process – Differences among those with Jewish, Muslim, or Palestinian friends

- Those with Jewish friends (27% v. 22%), Muslim friends (32% v. 21%) or Palestinian friends (37% v. 22%) are more likely to **Agree The state of Israel should sign a peace treaty that allows the Palestinians to create their own sovereign state in the West Bank and Gaza** than those without friends in each group
- Those with Jewish friends (37% v. 29%) are more likely to **Disagree The state of Israel should sign a peace treaty that allows the Palestinians to create their own sovereign state in the West Bank and Gaza** than those without Jewish friends
- Those with Jewish friends (62% v. 44%) are more likely to **Disagree that The modern rebirth of the State of Israel has been a terrible injustice to the Arab people in the Middle East** than those without Jewish friends
- While the majority of those with Muslim or Palestinian friends Disagree, those with Muslim friends (20% v. 13%) or Palestinian friends (23% v. 14%) are more likely to **Agree that The modern rebirth of the State of Israel has been a terrible injustice to the Arab people in the Middle East** than those without friends in each group
- Those with Jewish friends (50% v. 37%) are more likely to **Disagree Modern Israel has been unfair to the Palestinian people** than those without Jewish friends
- Those with Muslim friends (32% v. 19%) or Palestinian friends (36% v. 21%) are more likely to **Agree Modern Israel has been unfair to the Palestinian people** than those without friends in each group

Demographics

Political ideology of participants

Table 9: “Which description best represents your political ideology?” n=1,989

Progressive/Very Liberal	2%
Liberal	6%
Moderate	15%
Conservative	39%
Very Conservative	18%
Libertarian	2%
Not sure	19%

Political affiliation of participants

Table 10: “In which party are you registered to vote or do you consider yourself to be a member?” n=1,989

Democrat	29%
Republican	46%
Independent	16%
Libertarian	1%
Green	<1%
Constitution	1%
Other	7%

Worship service attendance of participants

Table 11: “How often do you attend worship services at a church?” n=1,976

Once a week or more	65%
Three times a month	5%
Twice a month	4%
Once a month	2%
Several times a year	7%
Rarely	14%
Never	4%

Denomination of Protestant and non-denominational participants

Table 12: “What specific religious group or denomination type do you prefer?” n=1,740

Assemblies of God	3%
Baptist	32%
Christian & Missionary Alliance	2%
Church of Christ	3%
Church of God	3%
Evangelical Free	2%
Lutheran	5%
Methodist	5%
Non-denominational	19%
Pentecostal	7%
Presbyterian	3%
None	5%

Denominations receiving 1% or less: African Methodist Episcopal (AME), Anglican, Apostolic, Brethren, Calvary Chapel, Christian Methodist Episcopal, Church of God in Christ, Congregational, Disciples of Christ, Episcopal, Evangelical Covenant Church, Foursquare Gospel, Mennonite, Messianic Jewish, Nazarene, Reformed, Seventh Day Adventist, Vineyard Church, Wesleyan, Other

Gender of participants

Male	44%
Female	56%

Region of participants

Northeast	10%
Midwest	20%
South	54%
West	16%

Age of participants

18-34 years old	20%
35-49 years old	23%
50-64 years old	33%
65 years or more	25%

Education level of participants

High school graduate or less	49%
Some college	28%
College graduate	14%
Graduate degree	8%

Ethnicity of participants

White, Non-Hispanic	62%
Black, Non-Hispanic	20%
Hispanic	13%
Other	5%