


Discipleship Pathway Assessment – Obeying God/Denying Self

National Survey of Protestant
Churchgoers

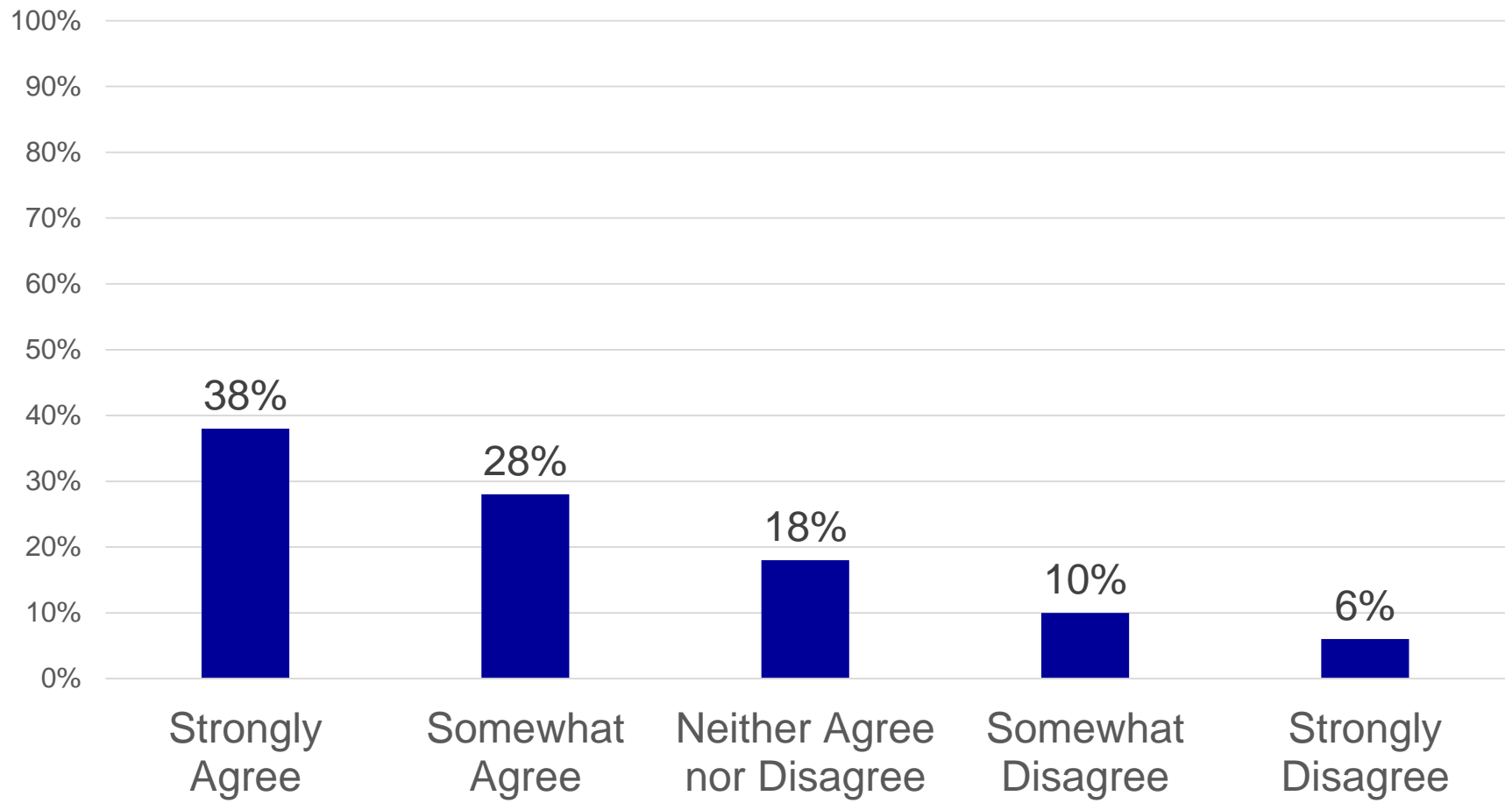
Methodology

- The online survey of 2,500 Protestant churchgoers was conducted January 14–29, 2019 using a national pre-recruited panel
- Respondents were screened to include those who identified as Protestant/non-denominational and attend religious services at least once a month
- Quotas and slight weights were used to balance gender, age, region, ethnicity, income, and denominational affiliation
- The completed sample is 2,500 surveys
- The sample provides 95% confidence that the sampling error from the panel does not exceed $\pm 2.0\%$
- Margins of error are higher in sub-groups

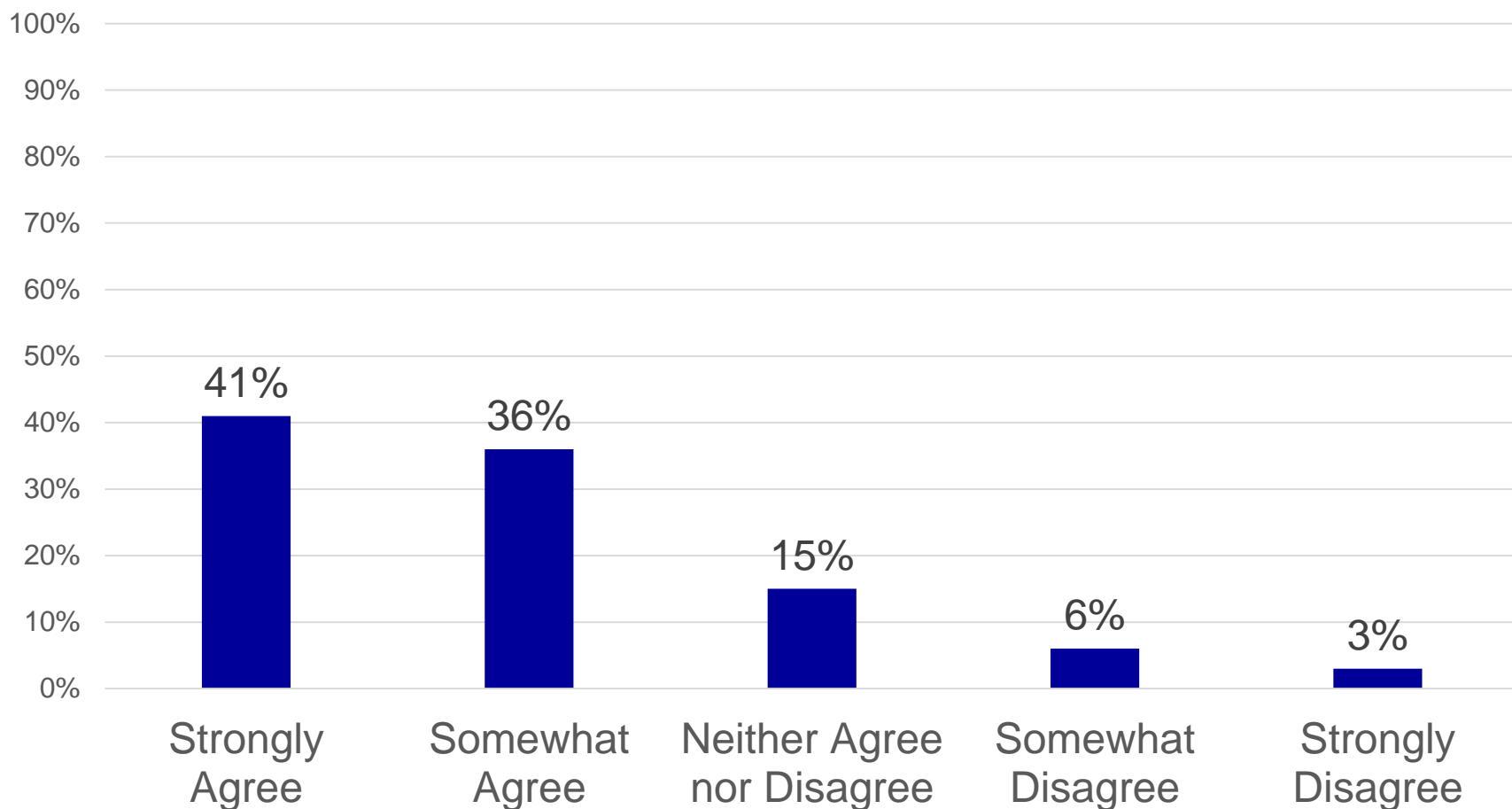
Survey Responses



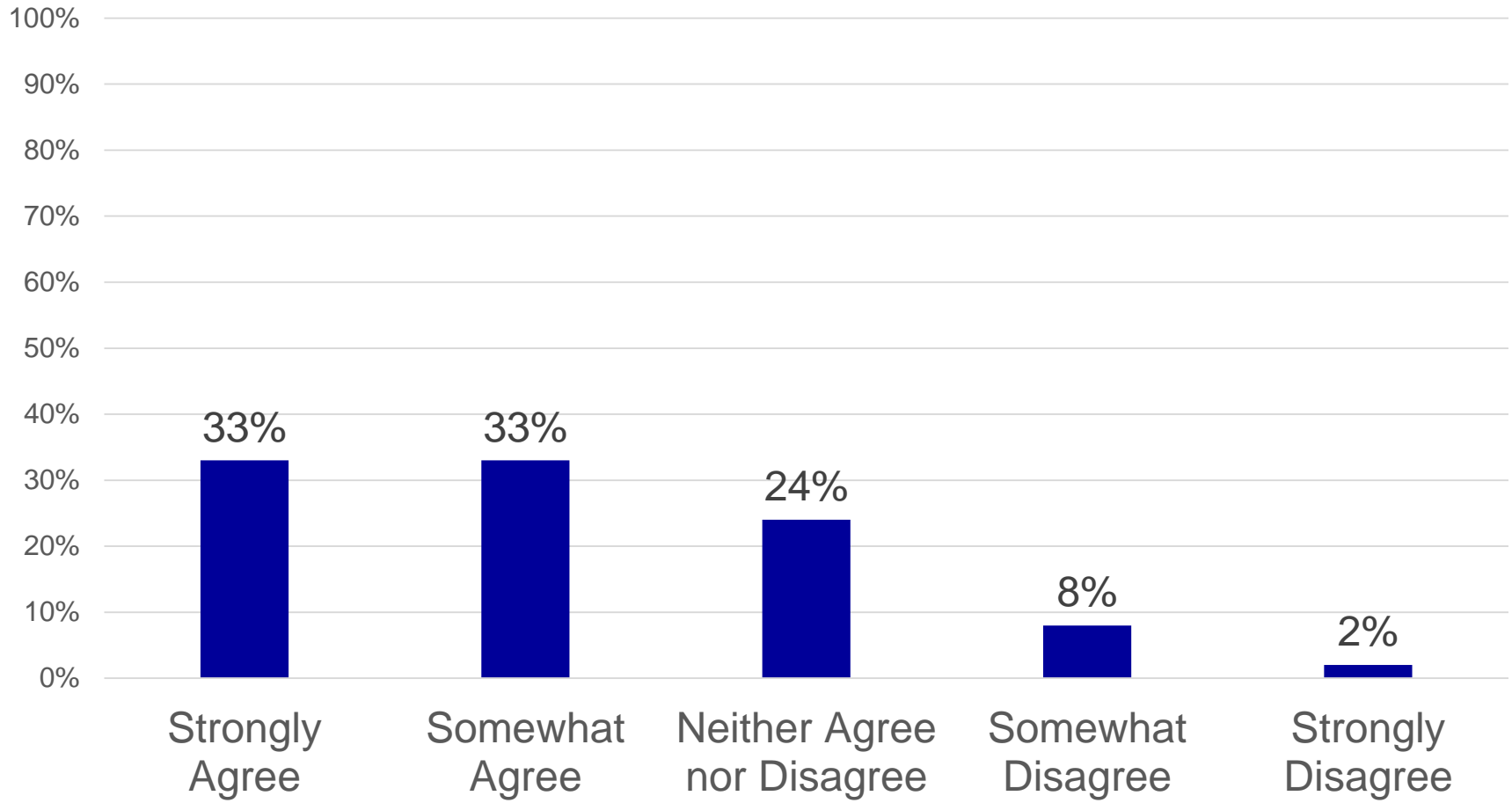
“A Christian must learn to deny himself/herself in order to serve Christ”



“I try to avoid situations in which I might be tempted to think or do immoral things”



“I live as if I exist to praise and glorify God”



Significant Differences

Gender

Region

Age

Ethnicity

Education Level

Worship Service Attendance

Religious Tradition (RELTRAD)

Significant Statistical Differences

Comparisons were made to determine if there are any significant statistical differences among gender, region, age, and ethnicity.

Gender	Region	Age	Ethnicity
Male	Northeast	18-34	White
Female	Midwest	35-49	African-American
	South	50-64	Hispanic
	West	65+	Other Ethnicities

Note: Region is defined by US Census locations

Significant Statistical Differences

Comparisons were made to determine if there are any significant statistical differences among education, worship service attendance, and religious tradition.

Education	Worship Service Attendance	Religious Tradition
High School graduate or less	Once a week or more	Evangelical Protestant
Some college	Once or twice a month	Black Protestant
Bachelor's Degree	A few times a year	Mainline Protestant
Graduate Degree	Once a year or less	
Education	Never	

“A Christian must learn to deny himself/herself in order to serve Christ”

- Those in the South (40%) are more likely to Strongly Agree than those in the Midwest (34%)
- Those 65+ are the least likely to Strongly Agree (29%)
- Hispanics are the most likely to Strongly Agree (53%)
- Those who are High School Graduates or less (40%) or with Some College (40%) are more likely to Strongly Agree than those with a Graduate Degree (34%)
- Those who attend a worship service four times a month or more are more likely to Strongly Agree than those who attend less than 4 times a month (41% v. 30%)
- Evangelical Protestants (44%) and Black Protestants (40%) are more likely to Strongly Agree than Mainline Protestants (18%)

“I try to avoid situations in which I might be tempted to think or do immoral things”

- Females are more likely to Strongly Agree than males (43% v. 38%)
- Those in the South (44%) are more likely to Strongly Agree than those in the Northeast (37%) and Midwest (36%)
- Hispanics (49%) are more likely to Strongly Agree than Whites (39%) and Other Ethnicities (34%)
- Those who are High School Graduates or less (47%) or with Some College (44%) are more likely to Strongly Agree than those with a Bachelor's Degree (35%) or a Graduate Degree (34%)
- Those who attend a worship service four times a month or more are more likely to Strongly Agree than those who attend less than 4 times a month (42% v. 38%)
- Evangelical Protestants (44%) and Black Protestants (39%) are more likely to Strongly Agree than Mainline Protestants (30%)

“I live as if I exist to praise and glorify God”

- Those in the South (36%) are more likely to Strongly Agree than those in the Northeast (29%) and Midwest (27%)
- Those 65+ are the least likely to Strongly Agree (26%)
- African-Americans (43%) and Hispanics (50%) are more likely to Strongly Agree than Whites (27%) and Other Ethnicities (28%)
- Those who are High School Graduates or less are the most likely to Strongly Agree (38%)
- Those who attend a worship service four times a month or more are more likely to Strongly Agree than those who attend less than 4 times a month (35% v. 29%)
- Evangelical Protestants (35%) and Black Protestants (43%) are more likely to Strongly Agree than Mainline Protestants (20%)

Discipleship Pathway Assessment – Obeying God/Denying Self

National Survey of Protestant
Churchgoers