


Pastors' Views on Same Sex Marriage and Civil Unions

Survey of American Protestant Pastors

Methodology

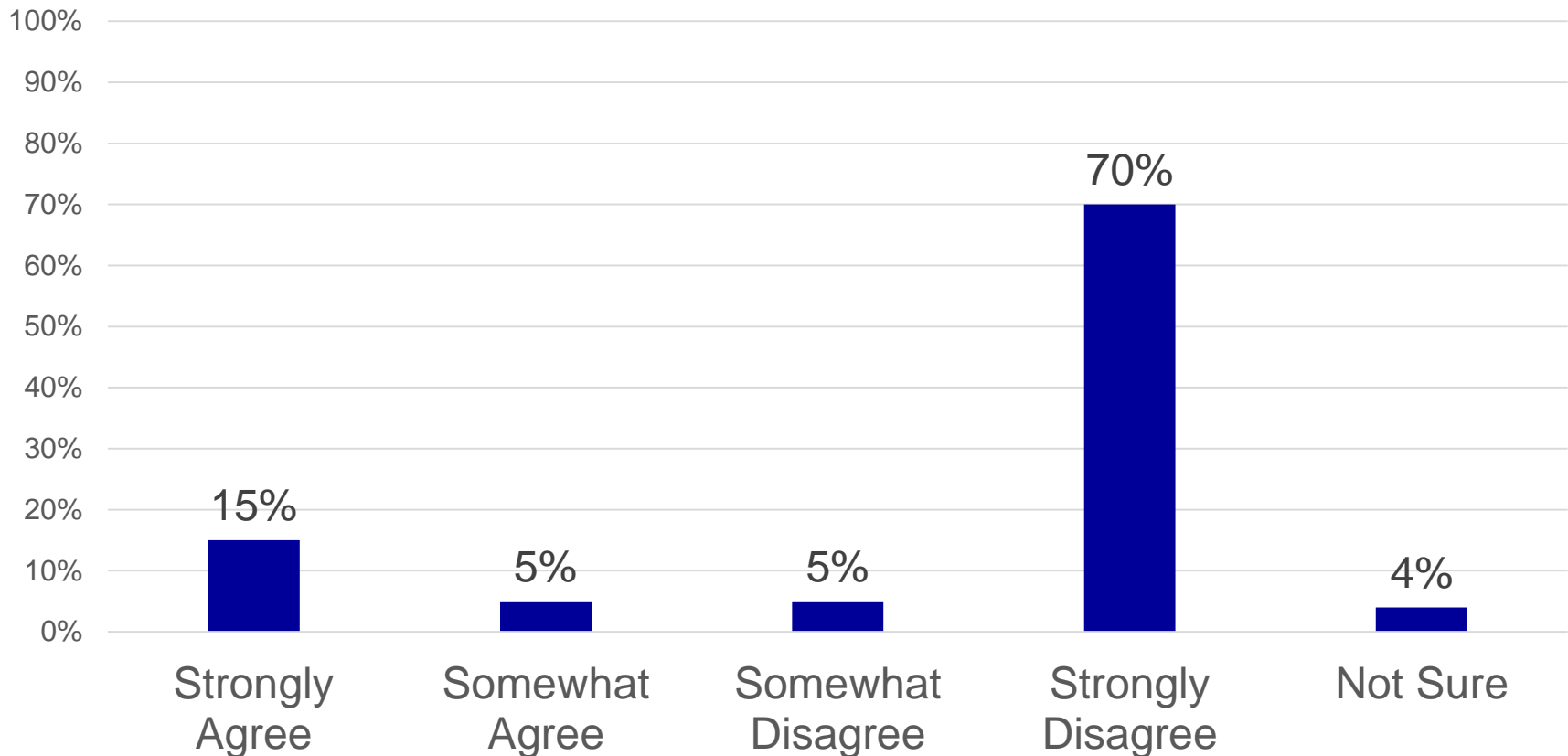
- The phone survey of 1,000 Protestant pastors was conducted August 29 – September 11, 2018
- The calling list was a stratified random sample, drawn from a list of all Protestant churches. Quotas were used for church size
- Each interview was conducted with the senior pastor, minister or priest of the church called
- Responses were weighted by region to more accurately reflect the population
- The completed sample is 1,000 surveys
- The sample provides 95% confidence that the sampling error does not exceed $\pm 3.2\%$
- Margins of error are higher in sub-groups

Survey Responses



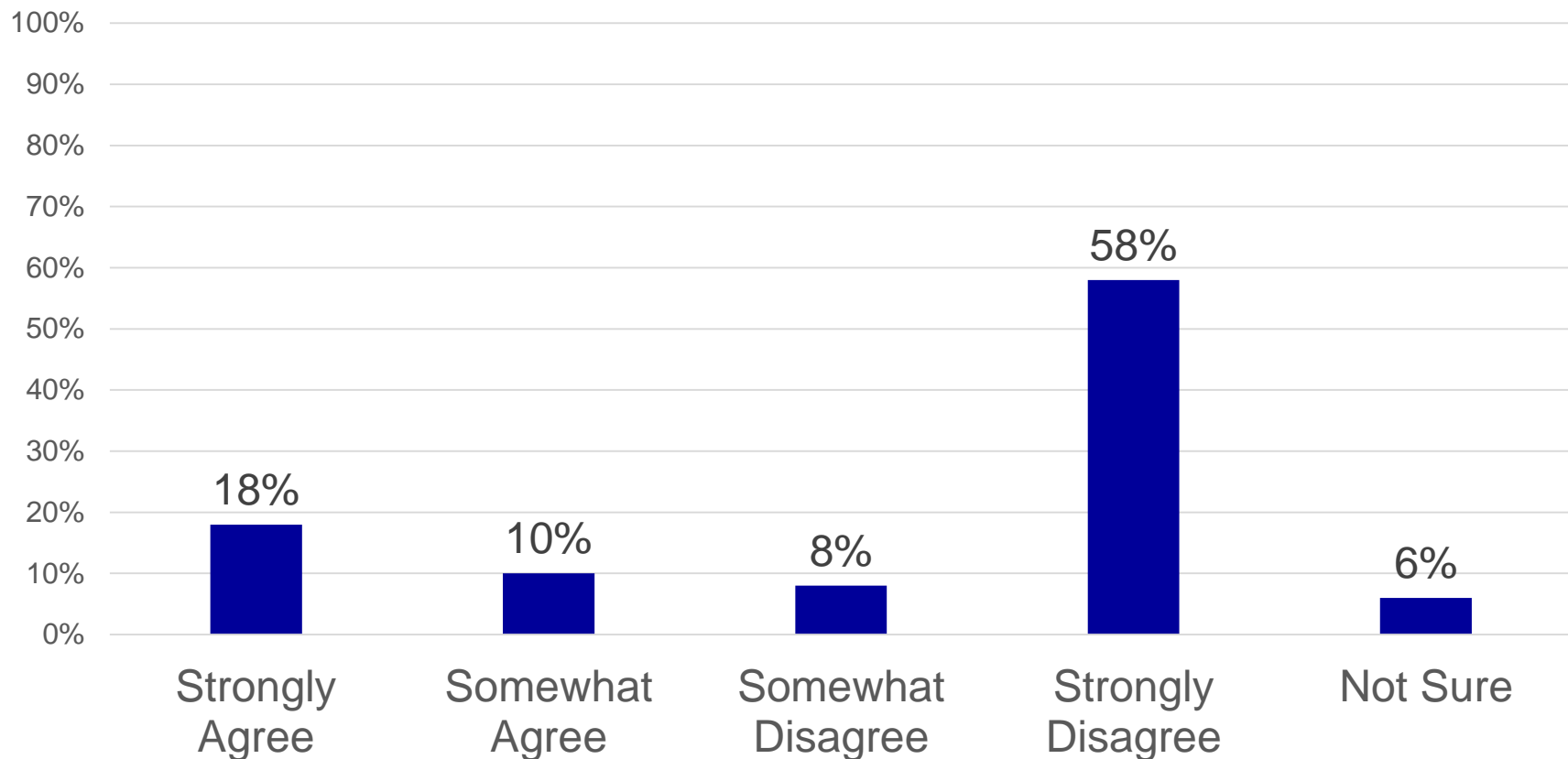
20% say they see nothing wrong with two people of the same gender getting married

Among Protestant Pastors



28% say they see nothing wrong with legal civil unions between two people of the same gender

Among Protestant Pastors



Significant Differences

Pastor

Ethnicity

Age

Gender

Education Level

Self-identified Evangelical/Mainline

Church

Region

Denomination

Average Attendance

Significant Statistical Differences

Comparisons were made to determine if there are any significant statistical differences among the church's attendance and region, the pastor's gender, age and ethnicity.

Attendance	Region	Pastor's Gender	Pastor's Age	Ethnicity
0-49	Northeast	Male	18-44	White
50-99	Midwest	Female	45-54	African-American
100-249	South		55-64	Other Ethnicity
250+	West		65+	

Significant Statistical Differences

Comparisons were made to determine if there are any significant statistical differences among the church's denomination and the pastor's education level and identification as evangelical or mainline.

Education Level	Self-Identified	Denomination
No College Degree	Evangelical	Baptist
Bachelor's Degree	Mainline	Lutheran
Master's Degree		Methodist
Doctoral Degree		Pentecostal
		Presbyterian/ Reformed
		Christian/ Church of Christ

“I see nothing wrong with two people of the same gender getting married.”

- Pastors of churches with attendance of 0-49 are the most likely to Agree (29%)
- Pastors in the Northeast (33%) and South (24%) are more likely to Agree than those in the South (16%) and West (16%)
- Female pastors are more likely to Agree than males (47% v. 14%)
- Pastors with a Master's degree (28%) or a Doctoral degree (23%) are more likely to Agree than those with no college degree (10%) or a Bachelor's degree (6%)
- Mainline pastors are more likely to Agree than Evangelical pastors (36% v. 8%)
- Lutherans (34%), Methodists (42%), and Presbyterian/Reformed (46%) are more likely to Agree than Baptists (3%), Pentecostals (1%), and Christian/Church of Christ (14%)

“I see nothing wrong with legal civil unions between two people of the same gender.”

- Pastors of churches with attendance of 0-49 (36%) are more likely to Agree than those with attendance of 100-249 (27%) and 250+ (19%)
- Pastors in the Northeast are the most likely to Agree (42%)
- Female pastors are more likely to Agree than males (49% v. 24%)
- Pastors age 55-64 (70%) are more likely to Disagree than pastors age 18-44 (62%)
- Pastors with a Master’s degree (38%) or a Doctoral degree (33%) are more likely to Agree than those with no college degree (13%) or a Bachelor’s degree (11%)
- Mainline pastors are more likely to Agree than Evangelical pastors (45% v. 17%)
- Methodists (55%) and Presbyterian/Reformed (57%) are more likely to Agree than Baptist (9%), Lutherans (40%), Pentecostals (1%), and Christian/Church of Christ (23%)

Pastors' Views on Same Sex Marriage and Civil Unions

Survey of American Protestant Pastors