


Pastors' Views on Global Warming

Survey of American Protestant Pastors

Methodology

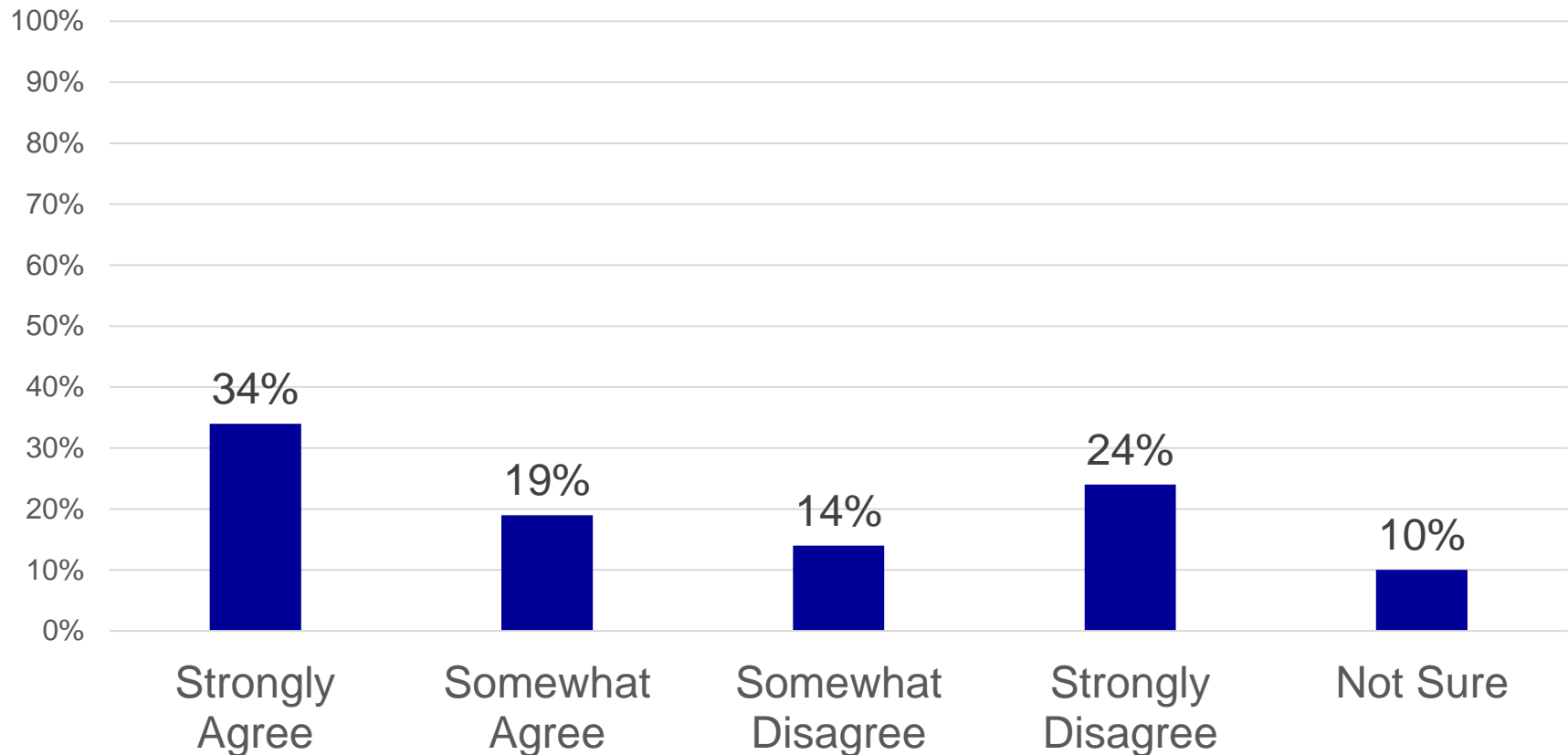
- The phone survey of 1,000 Protestant pastors was conducted August 30 -- September 24, 2019
- The calling list was a stratified random sample, drawn from a list of all Protestant churches. Quotas were used for church size
- Each interview was conducted with the senior pastor, minister or priest of the church called
- Responses were weighted by region to more accurately reflect the population
- The completed sample is 1,000 surveys
- The sample provides 95% confidence that the sampling error does not exceed $\pm 3.3\%$
- Margins of error are higher in sub-groups
- Comparisons are also made to the following telephone surveys using the same methodology:
 - 1,002 pastors conducted October 13-29, 2008
 - 1,000 pastors conducted October 7-14, 2010
 - 1,000 pastors conducted September 26 – Oct 3, 2012

Survey Responses



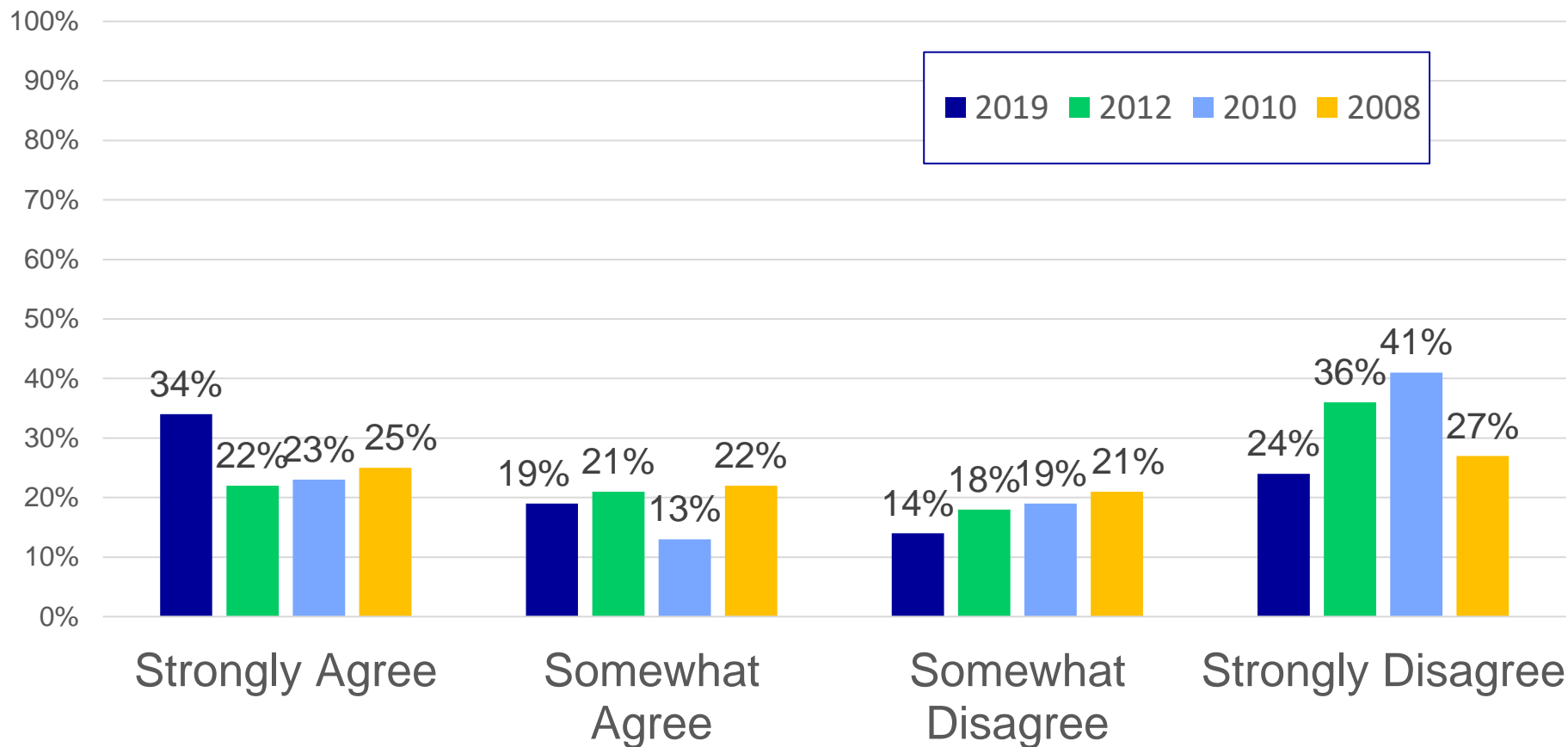
53% believe global warming is real and man made

Among Protestant Pastors



Pastor beliefs on global warming being real and man made have shifted since 2010

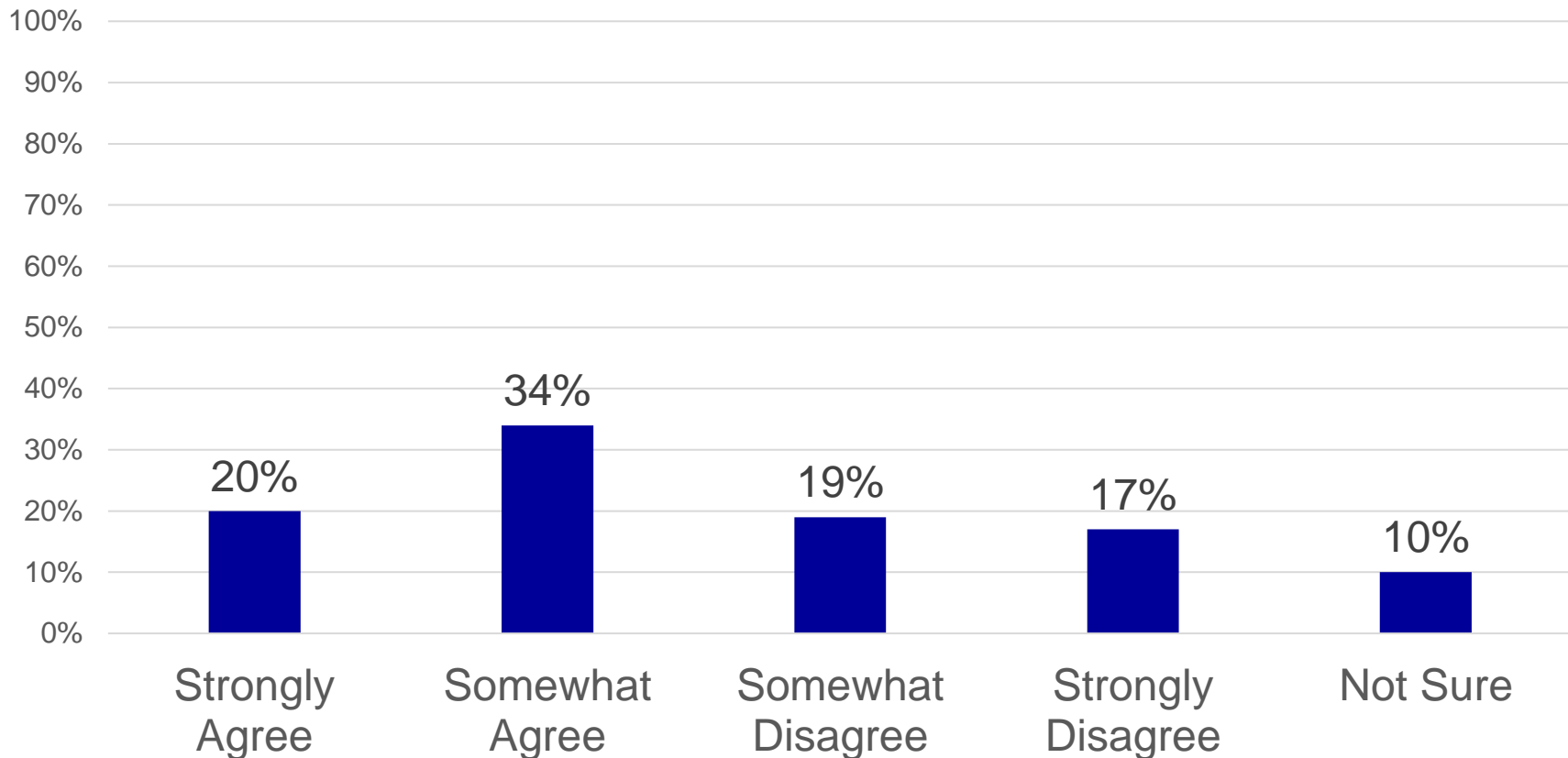
Among Protestant Pastors



Not sure: 2019 10%, 2012 3%, 2010 4%, 2008 6%

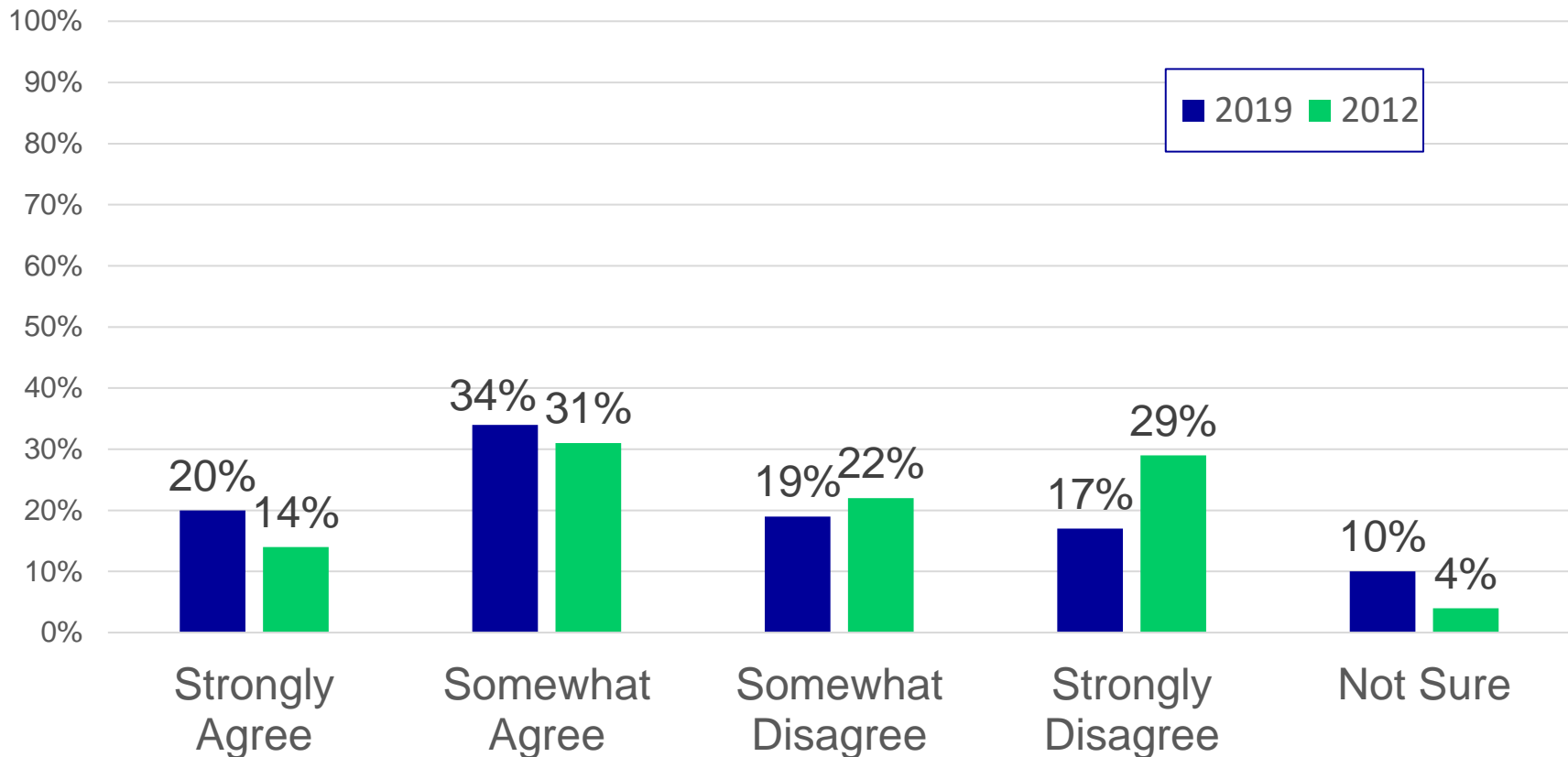
54% say that their church has taken tangible steps to reduce their carbon footprint

Among Protestant Pastors



More pastors say their church has taken tangible steps to reduce their carbon footprint than in 2012

Among Protestant Pastors



Significant Differences

Pastor

Ethnicity

Age

Gender

Education Level

Self-identified Evangelical/Mainline

Church

Region

Denomination

Average Attendance

Significant Statistical Differences

Comparisons were made to determine if there are any significant statistical differences among the pastor's ethnicity, age, gender, education, and self-identified Evangelical or Mainline.

Ethnicity	Age	Gender	Education	Self-Identified
White	18-44	Male	No College Degree	Evangelical
African-American	45-54	Female	Bachelor's Degree	Mainline
Other Ethnicity	55-64		Master's Degree	
	65+		Doctoral Degree	

Significant Statistical Differences

Comparisons were made to determine if there are any significant statistical differences among the church's region, denomination, and attendance.

Region	Denomination	Attendance
Northeast	Baptist	0-49
South	Lutheran	50-99
Midwest	Methodist	100-249
West	Pentecostal	250+
	Presbyterian/Reformed	
	Christian/ Church of Christ	

“I believe global warming is real and man made.”

- African American pastors are the most likely to Agree (78%)
- Pastors age 18-44 (59%) are more likely to Agree than pastors age 45-54 (49%) and 65+ (47%)
- Female pastors are more likely to Agree than male pastors (83% v. 47%)
- Pastors with a Master's degree (58%) or a Doctoral degree (59%) are more likely to Agree than those with no college degree (35%) or a Bachelor's degree (43%)
- Mainline pastors are more likely to Agree than Evangelical pastors (71% v. 39%)
- Pastors in the Northeast are the most likely to Agree (63%)
- Lutherans (63%), Methodists (80%), and Presbyterian/Reformed (67%) are more likely to Agree than Baptists (37%), Pentecostals (32%), and Christian/Church of Christ (43%)
- Pastors of churches with attendance of 0-49 (60%) are more likely to Agree than those with attendance of 50-99 (51%) and 100-249 (50%)

“Our church has taken tangible steps to reduce our carbon footprint.”

- White pastors (39%) and pastors of Other Ethnicities (34%) are more likely to Disagree than African American pastors (19%)
- Female pastors are more likely to Agree than male pastors (76% v. 50%)
- Pastors age 55-64 (60%) are more likely to Agree than those age 45-54 (50%) and 65+ (50%)
- Mainline pastors are more likely to Agree than Evangelical pastors (67% v. 47%)
- Pastors in the Northeast (62%) are more likely to Agree than those in the South (50%)
- Lutherans (64%), Methodists (67%), and Presbyterian/Reformed (69%) are more likely to Agree than Baptists (39%) and Pentecostals (41%)

Pastors' Views on Global Warming

Survey of American Protestant Pastors