

The State of American Theology Study 2020


Commissioned by Ligonier Ministries

TheStateofTheology.com

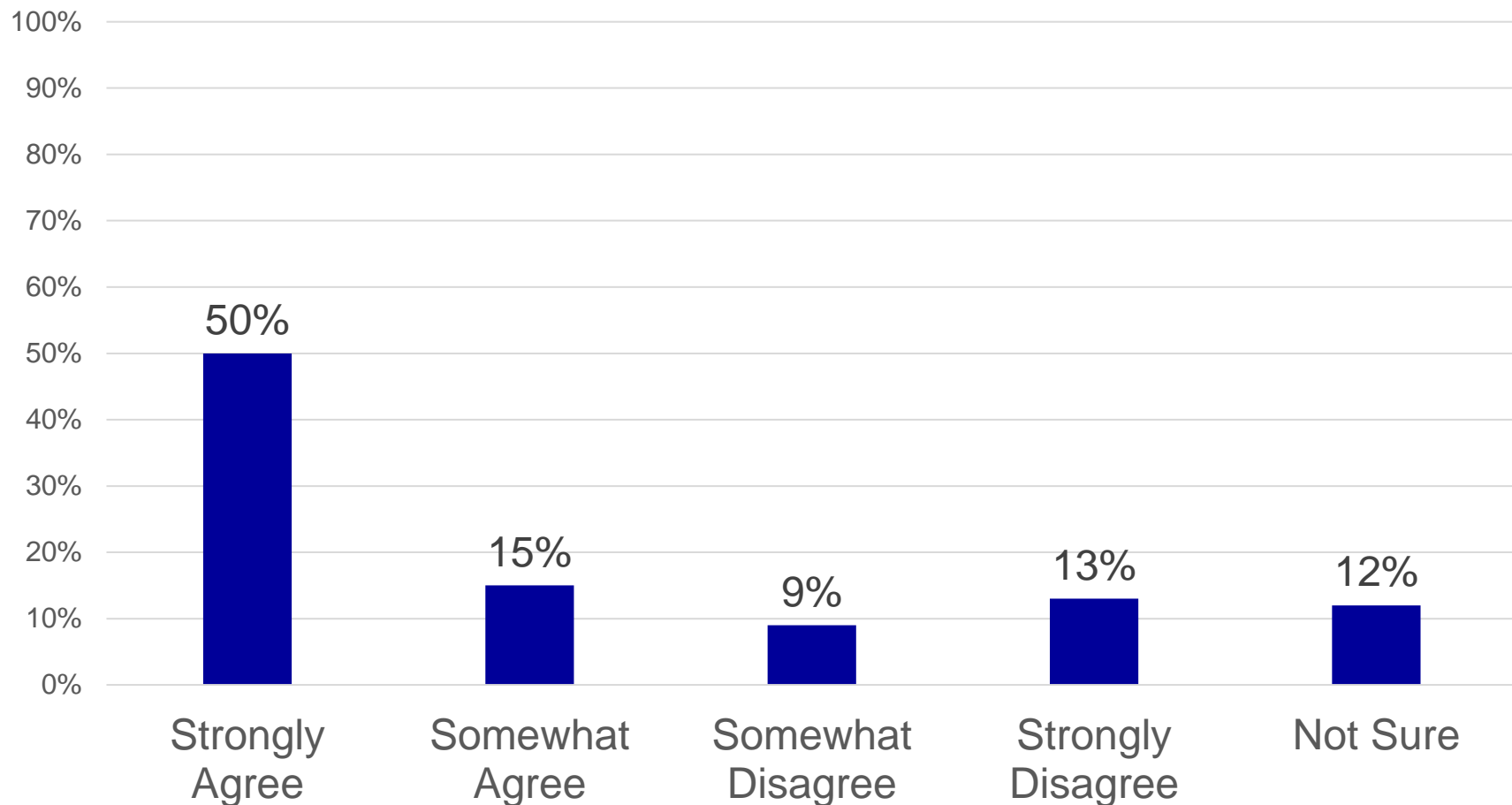
Methodology

- A demographically balanced online panel was used for interviewing American adults
- 3,002 surveys were completed March 10-18, 2020
- The sample provides 95% confidence that the sampling error from the online panel does not exceed +2.0%
- Margins of error are higher in sub-groups
- Slight weights were used to balance gender, age, ethnicity, income, region, and religion

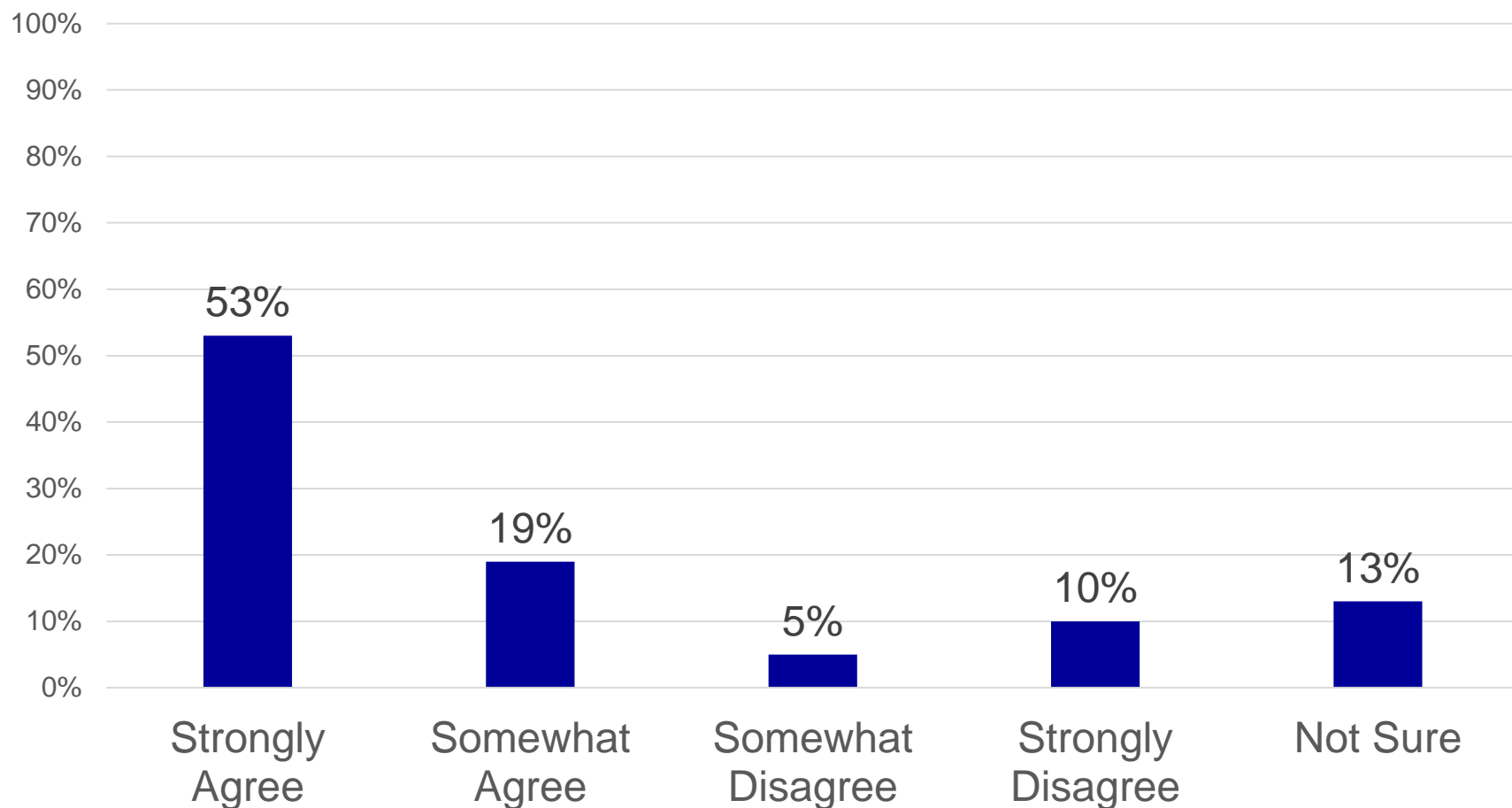
Survey Responses



God is a perfect being and cannot make a mistake.

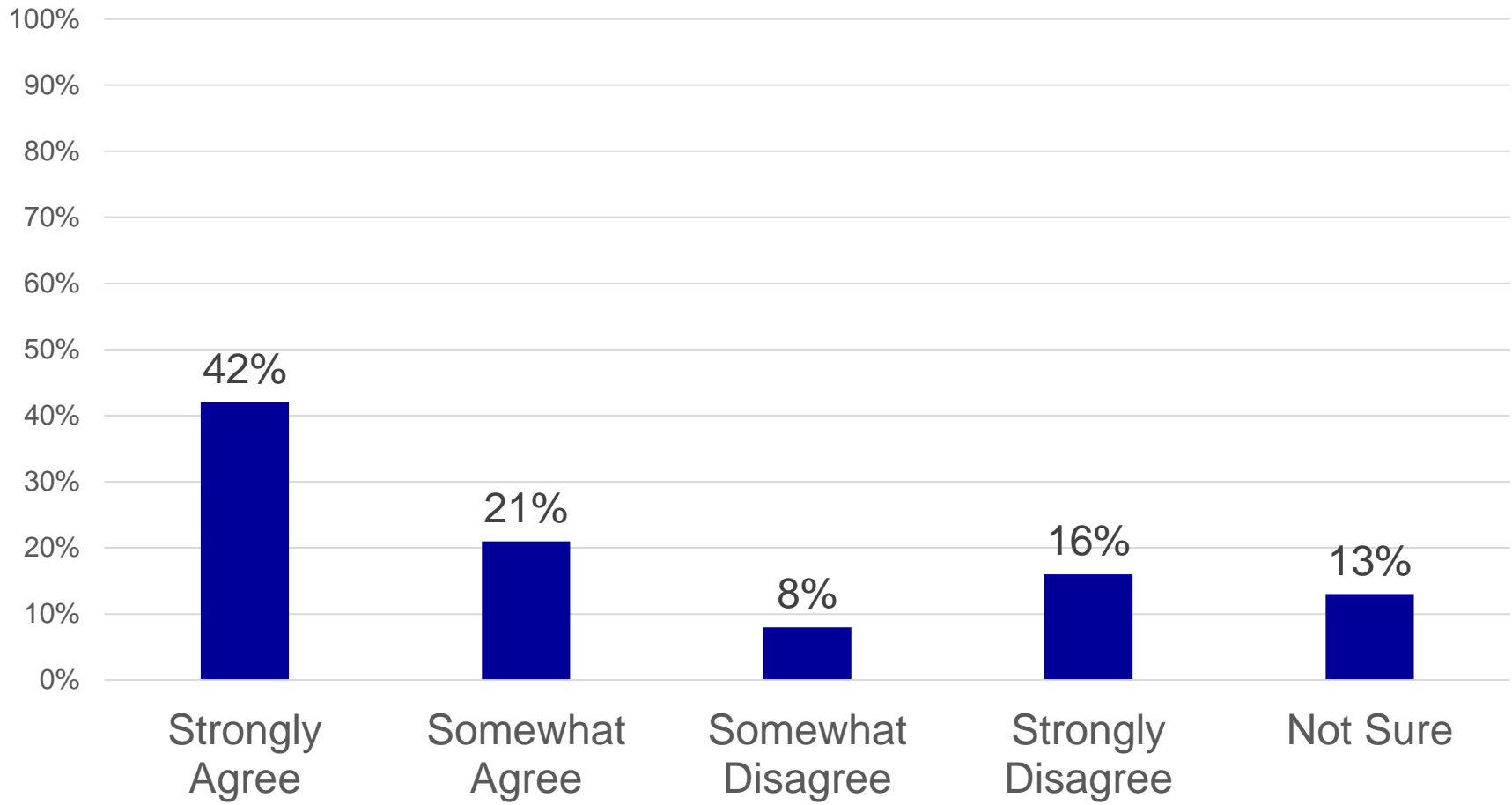


There is one true God in three persons: God the Father, God the Son, and God the Holy Spirit.



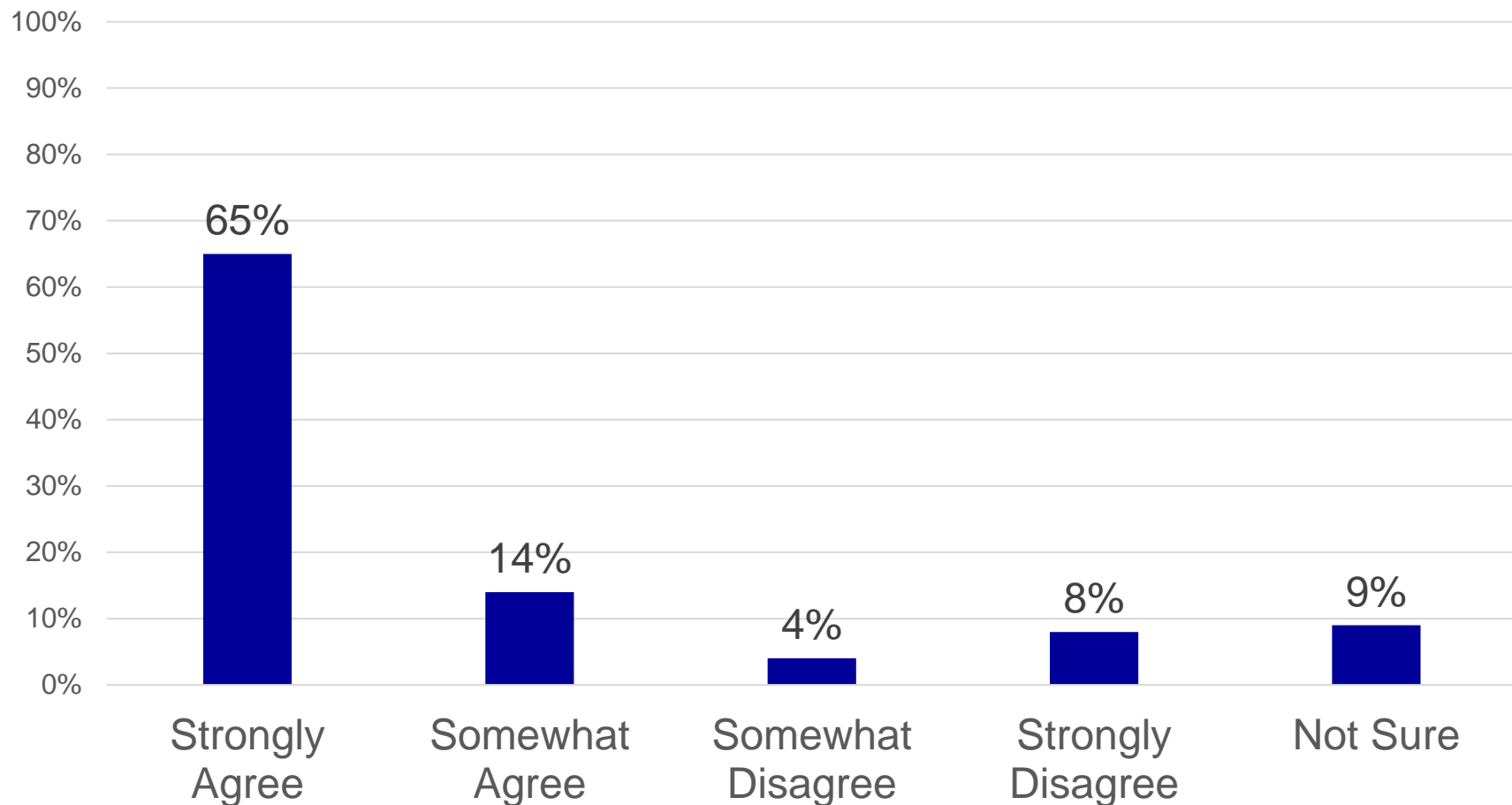
Q21_2: "For each of the following statements, please indicate your level of agreement. **There is one true God in three persons: God the Father, God the Son, and God the Holy Spirit.**"

God accepts the worship of all religions, including Christianity, Judaism and Islam.

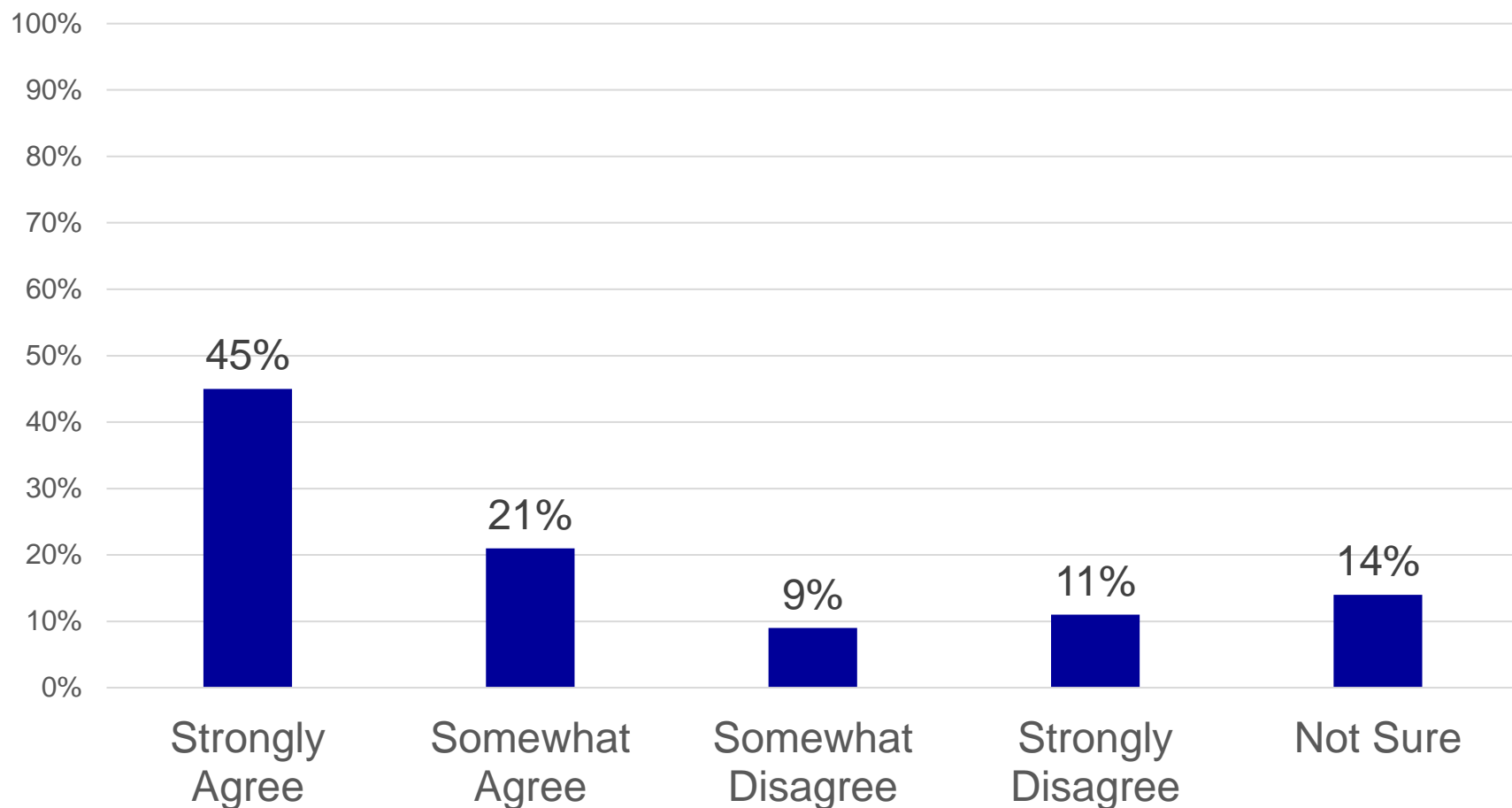


Q21_3: "For each of the following statements, please indicate your level of agreement. **God accepts the worship of all religions, including Christianity, Judaism and Islam.**"

God created male and female.

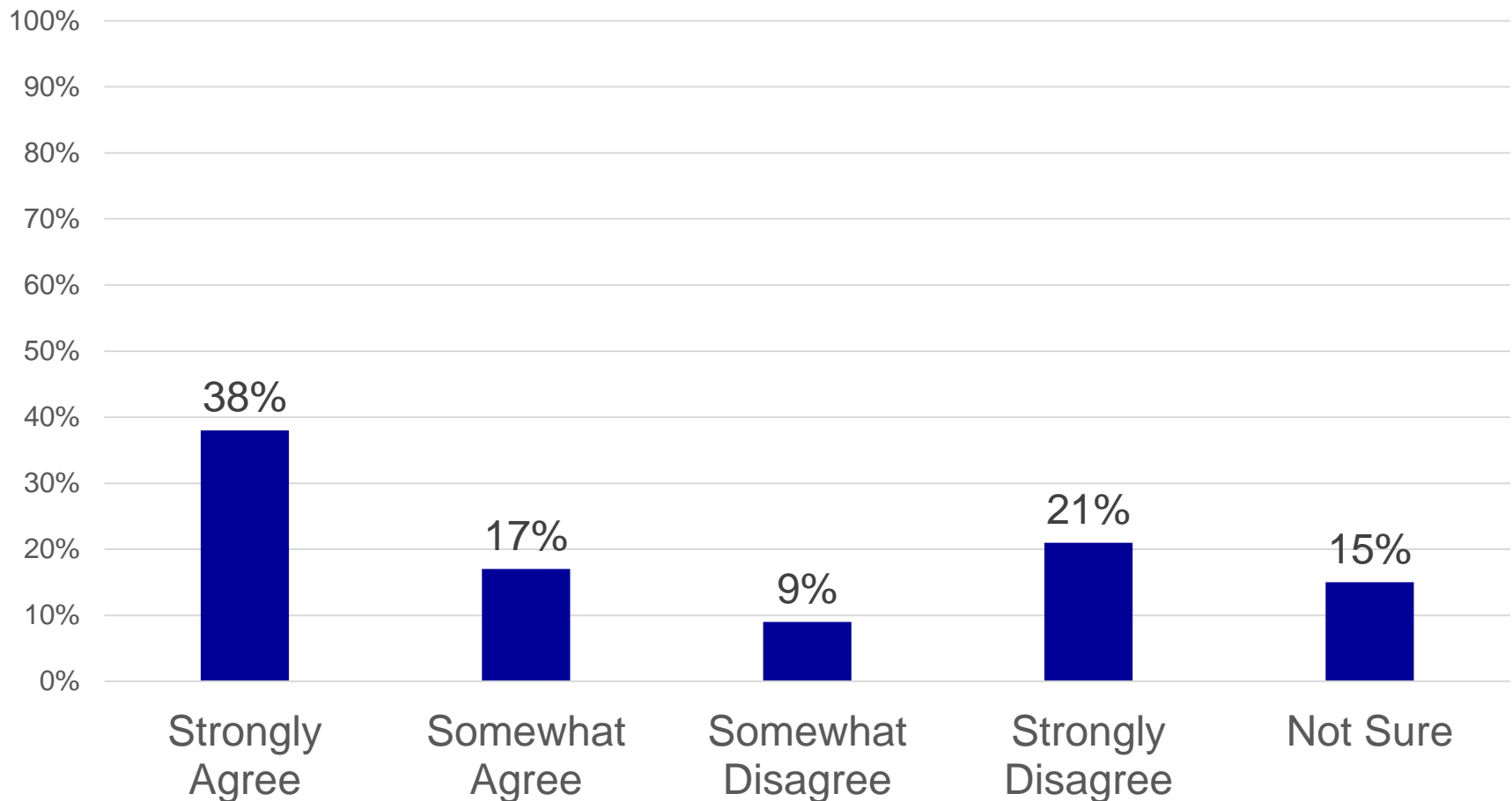


Biblical accounts of the physical (bodily) resurrection of Jesus are completely accurate. This event actually occurred.

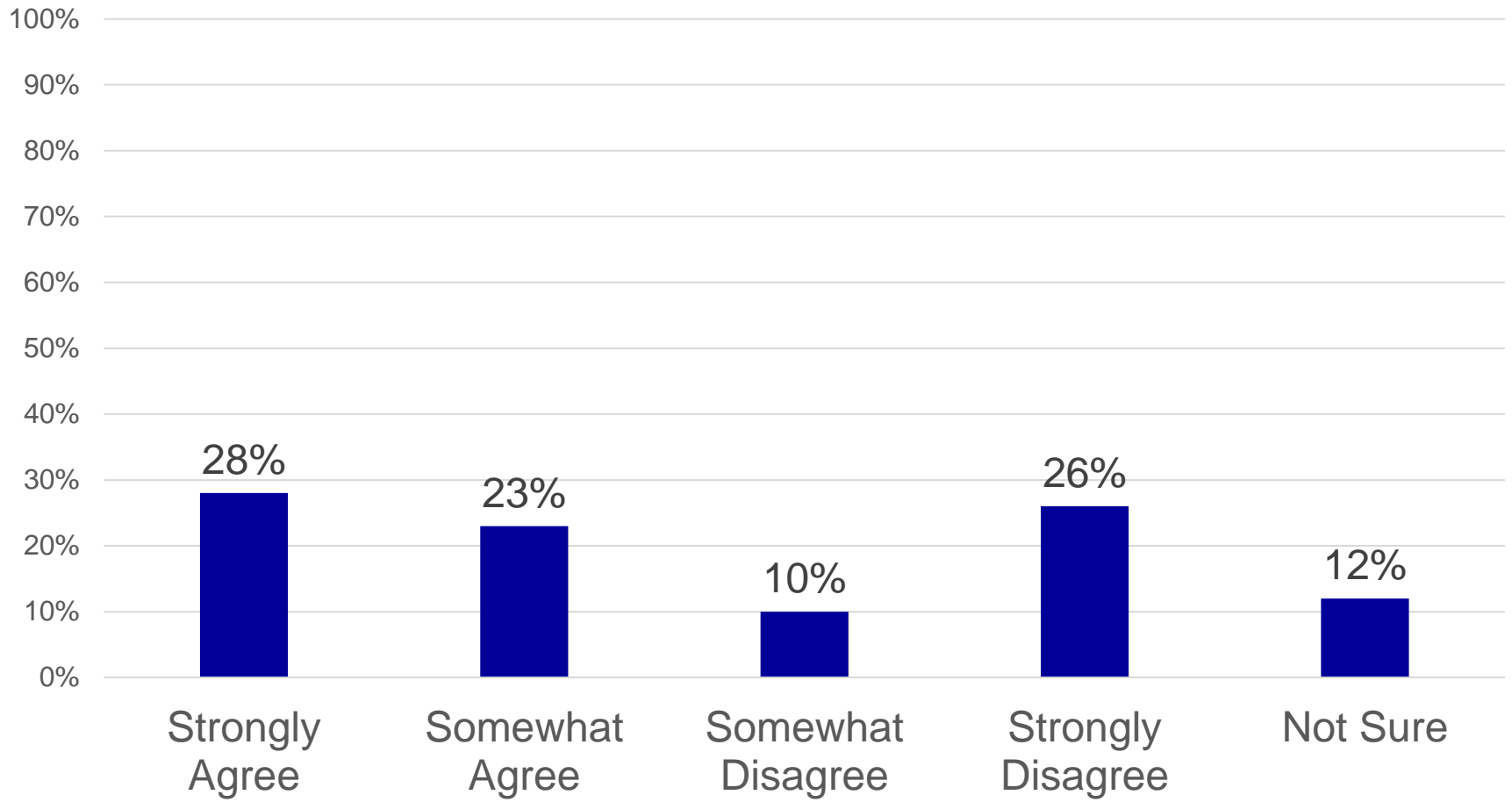


Q22_1: "For each of the following statements, please indicate your level of agreement. **Biblical accounts of the physical (bodily) resurrection of Jesus are completely accurate. This event actually occurred.**"

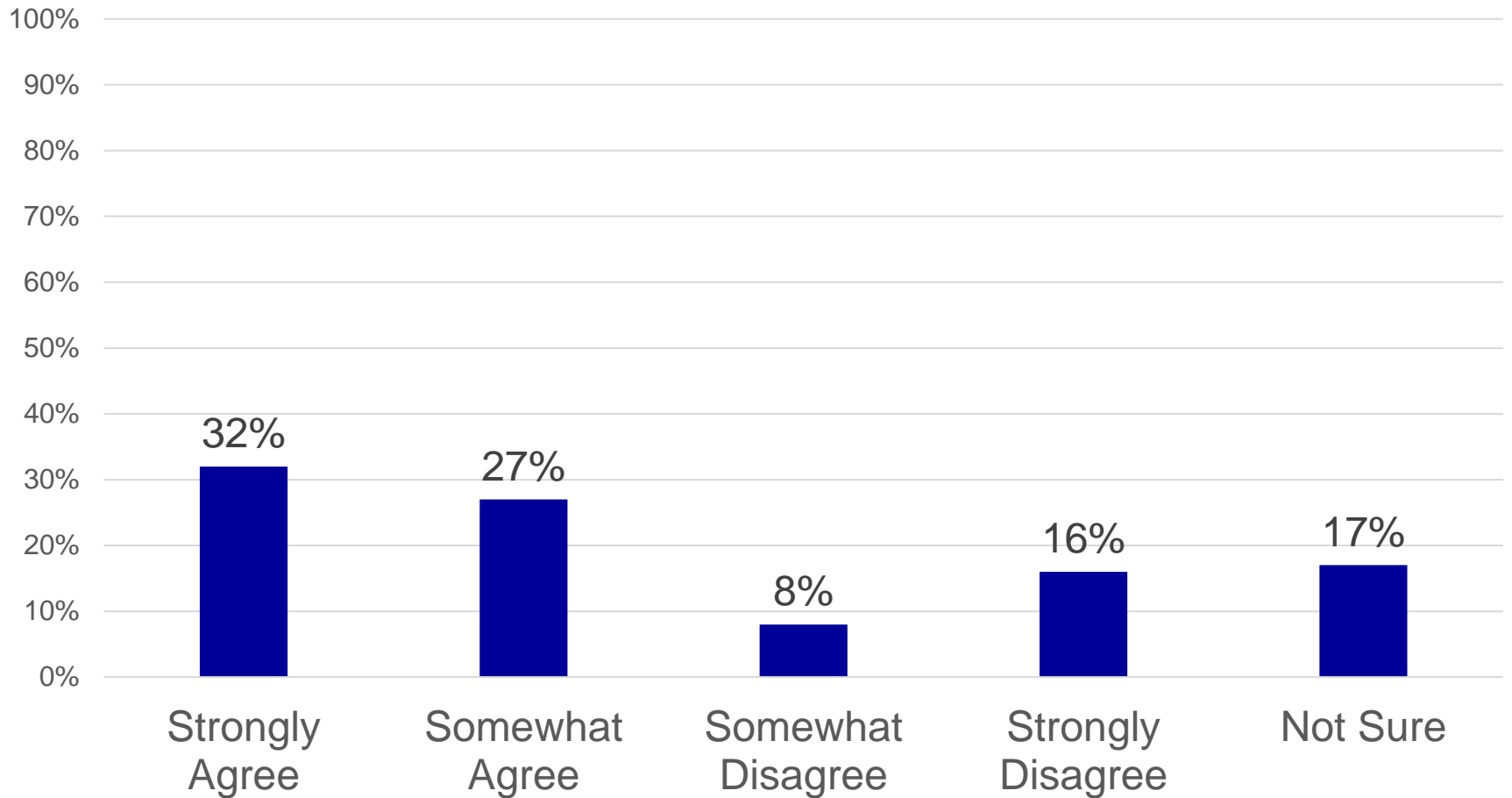
Jesus is the first and greatest being created by God.



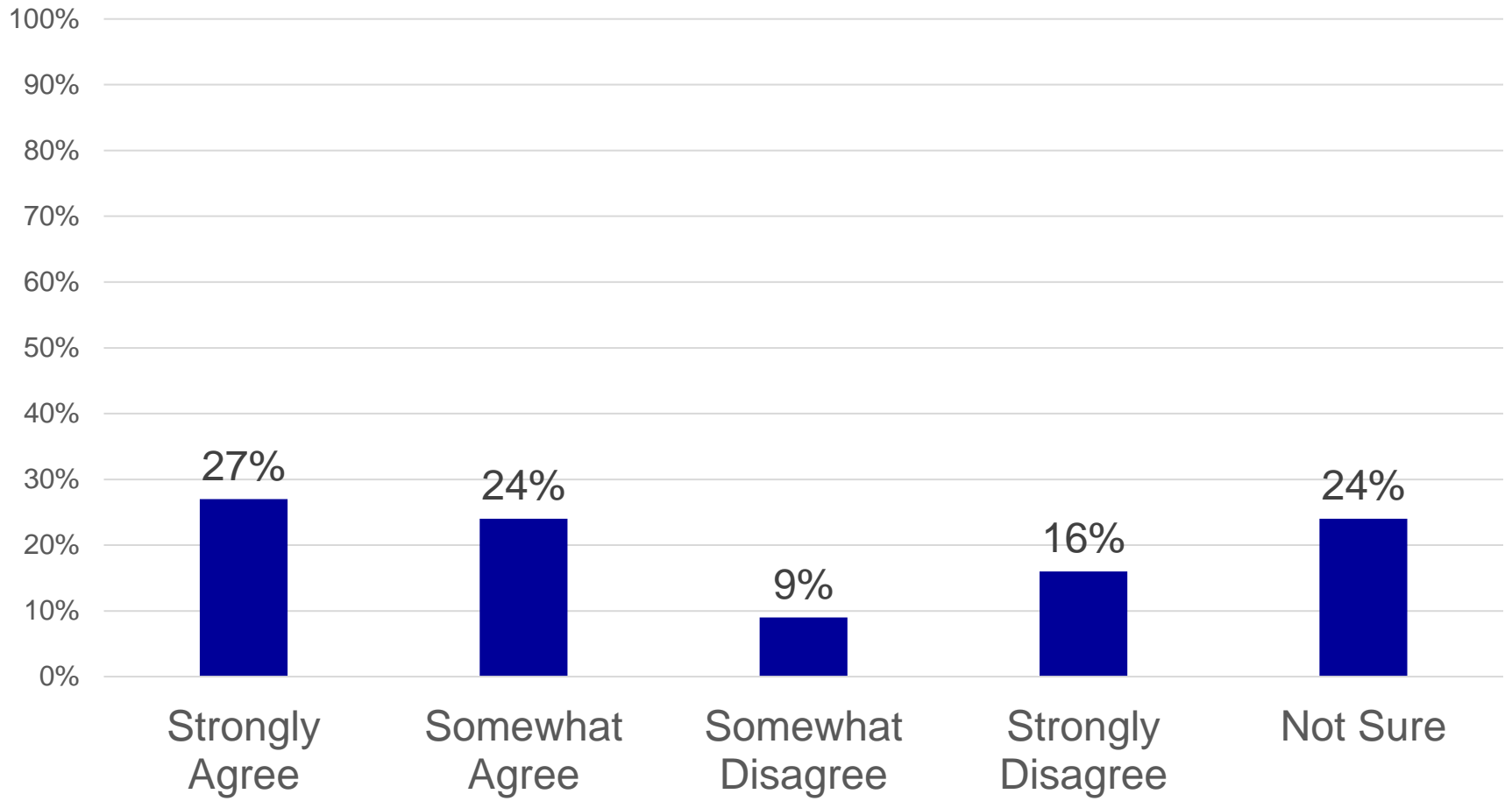
Jesus was a great teacher, but he was not God.



The Holy Spirit is a force but is not a personal being.

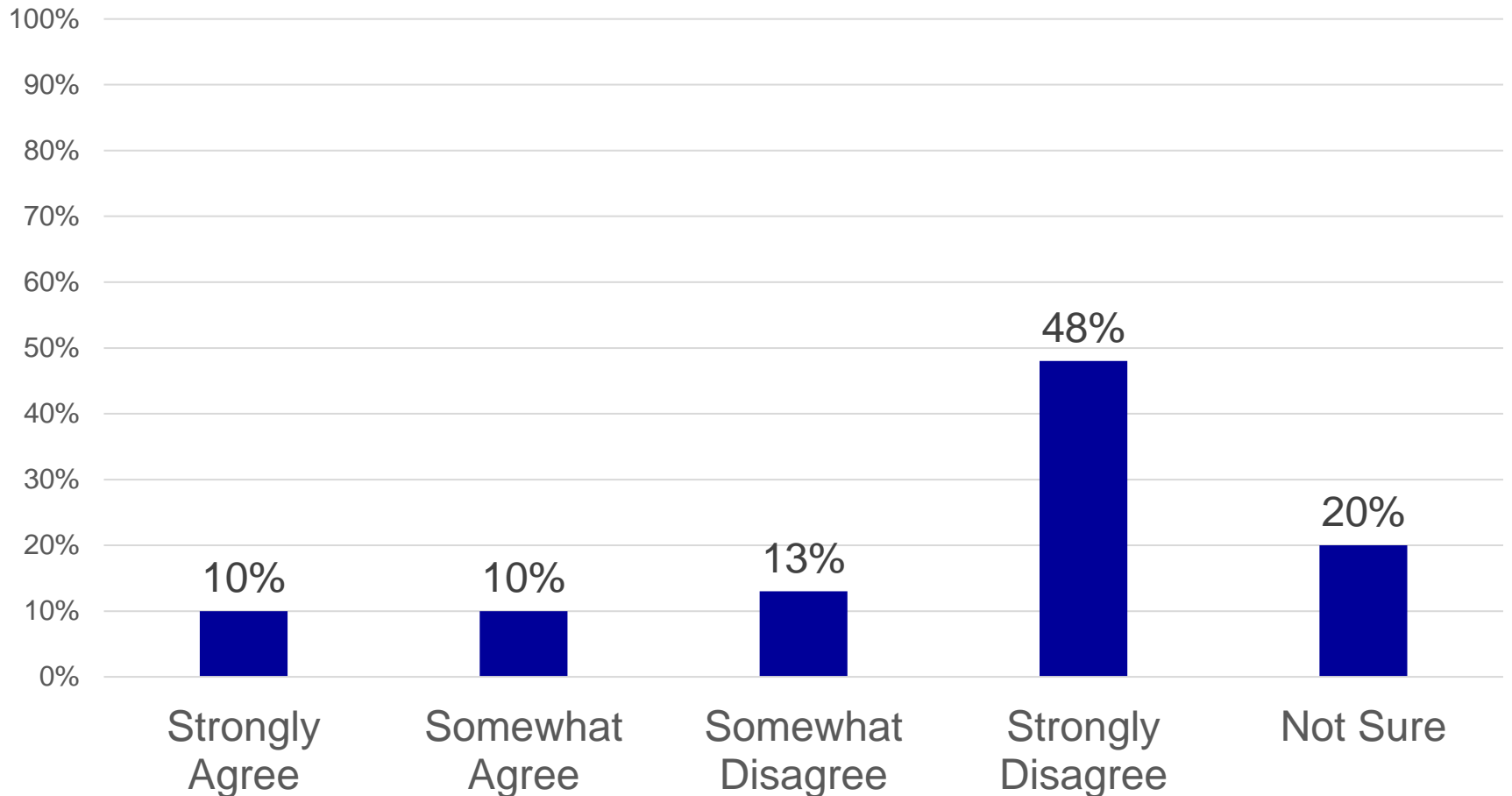


The Holy Spirit gives a spiritual new birth or new life before a person has faith in Jesus Christ.



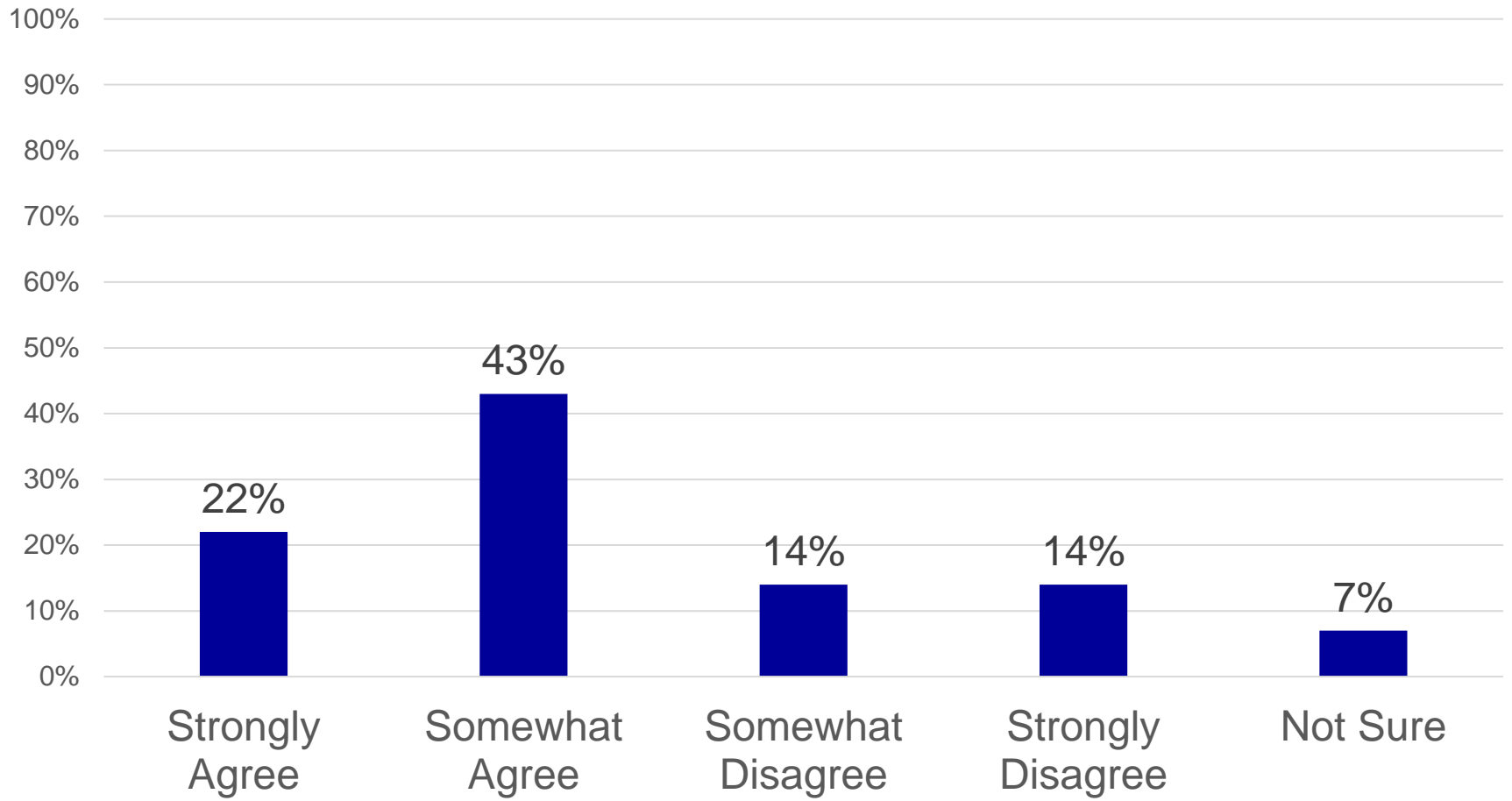
Q23_2: "For each of the following statements, please indicate your level of agreement. **The Holy Spirit gives a spiritual new birth or new life before a person has faith in Jesus Christ.**"

The Holy Spirit can tell me to do something which is forbidden in the Bible.

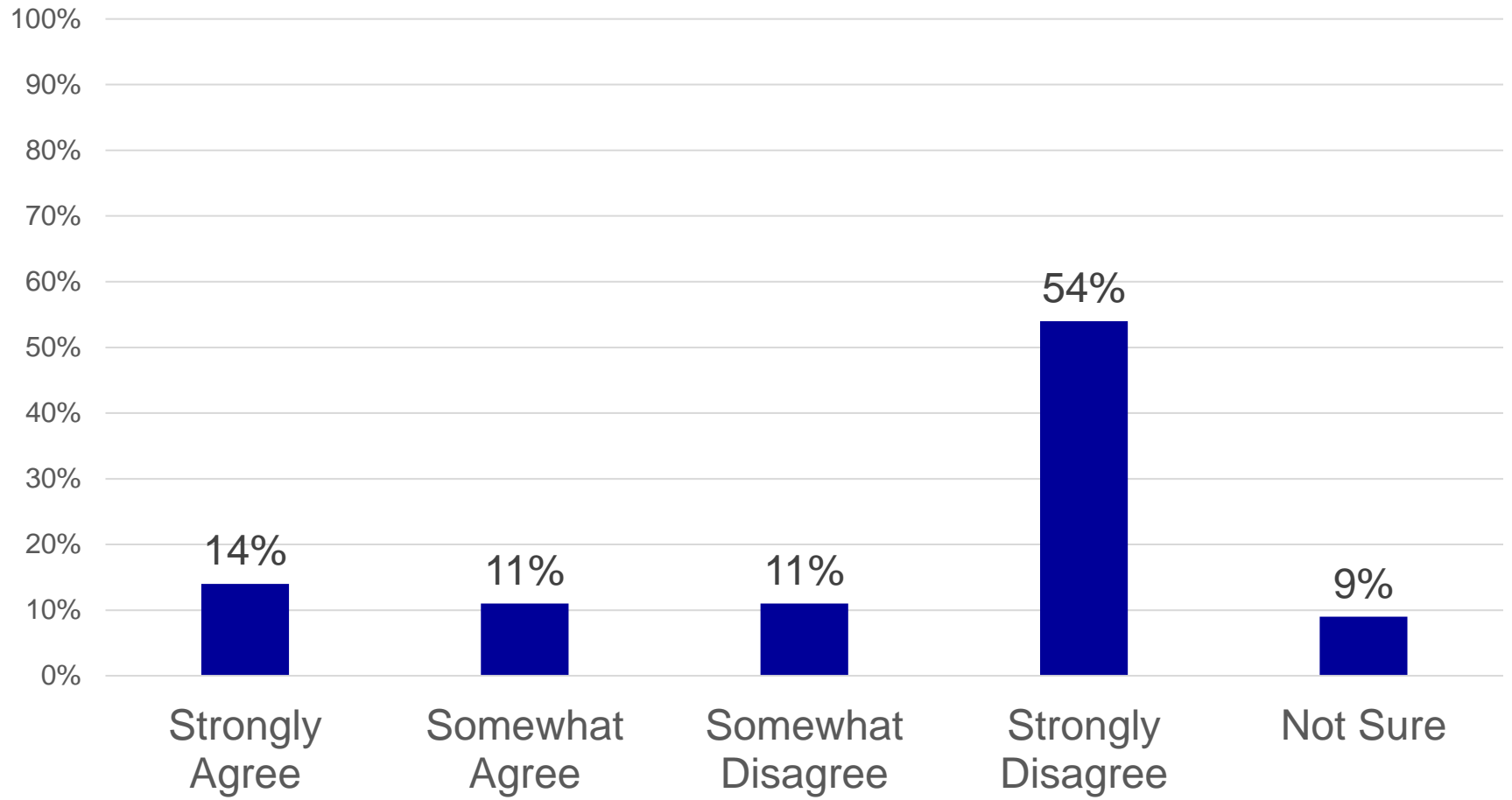


Q23_3: "For each of the following statements, please indicate your level of agreement. **The Holy Spirit can tell me to do something which is forbidden in the Bible.**"

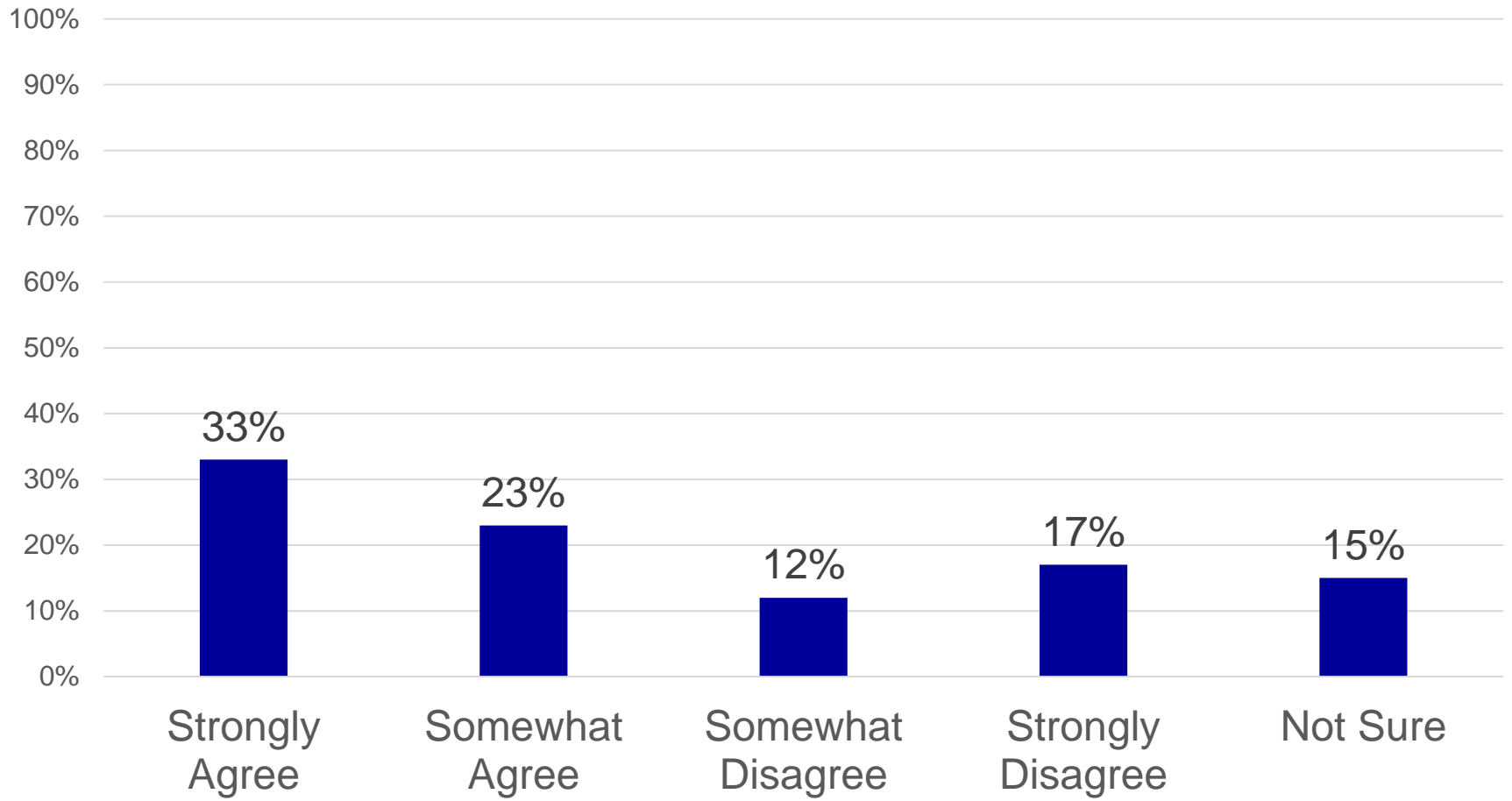
Everyone sins a little, but most people are good by nature.



Even the smallest sin deserves eternal damnation.

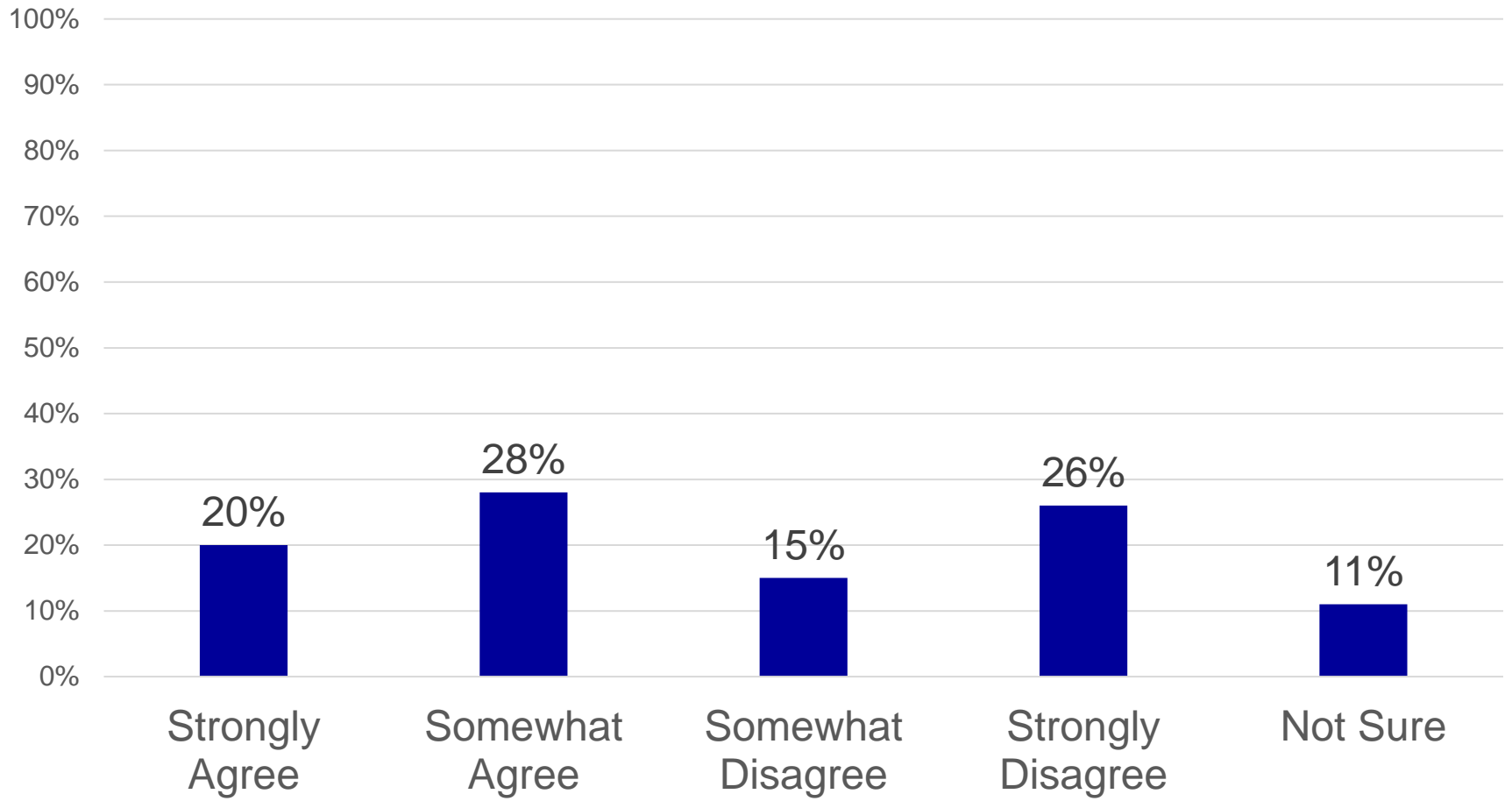


God counts a person as righteous not because of one's works but only because of one's faith in Jesus Christ.



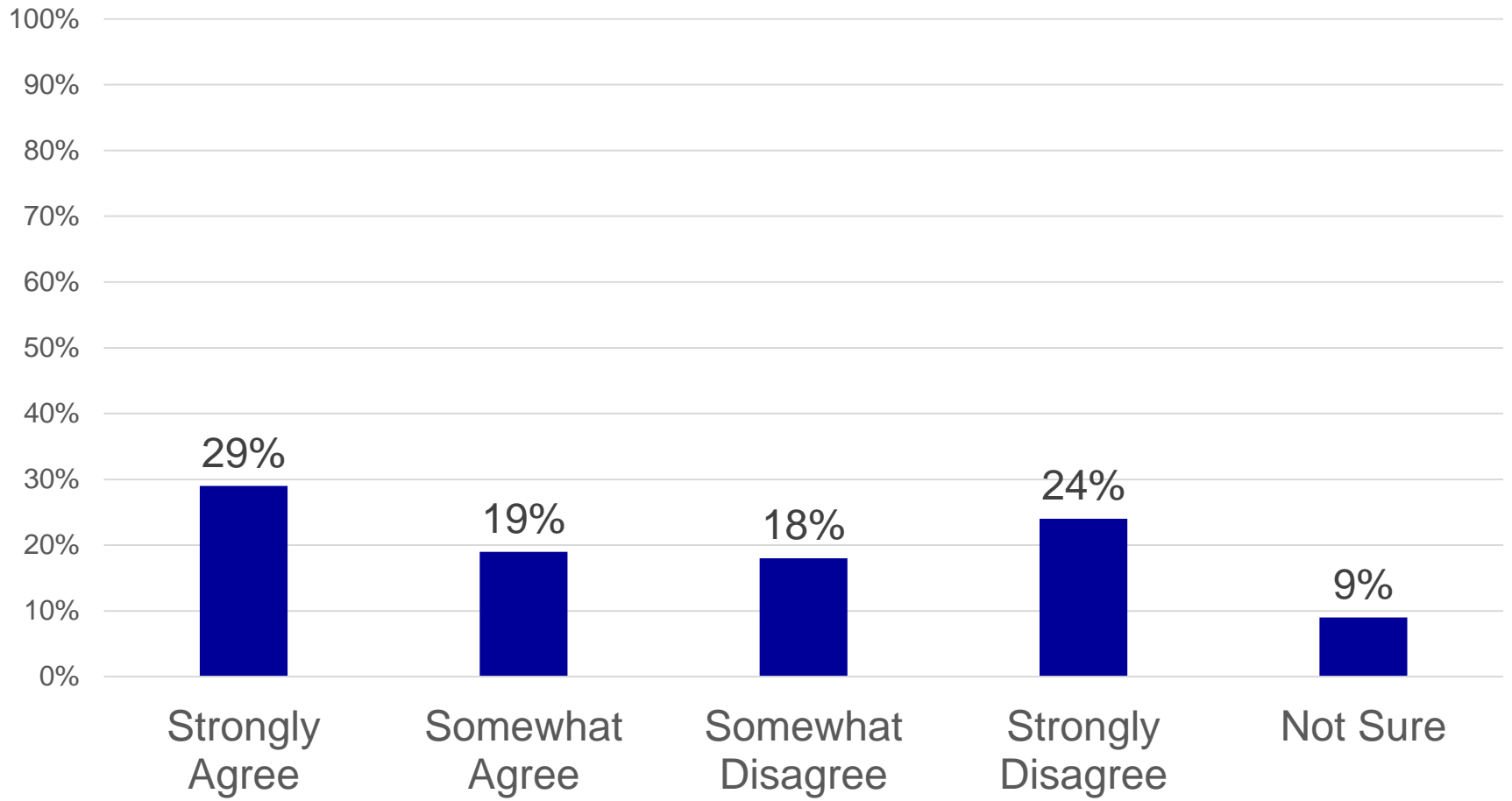
Q24_3: "For each of the following statements, please indicate your level of agreement." **God counts a person as righteous not because of one's works but only because of one's faith in Jesus Christ.**

The Bible, like all sacred writings, contains helpful accounts of ancient myths but is not literally true.

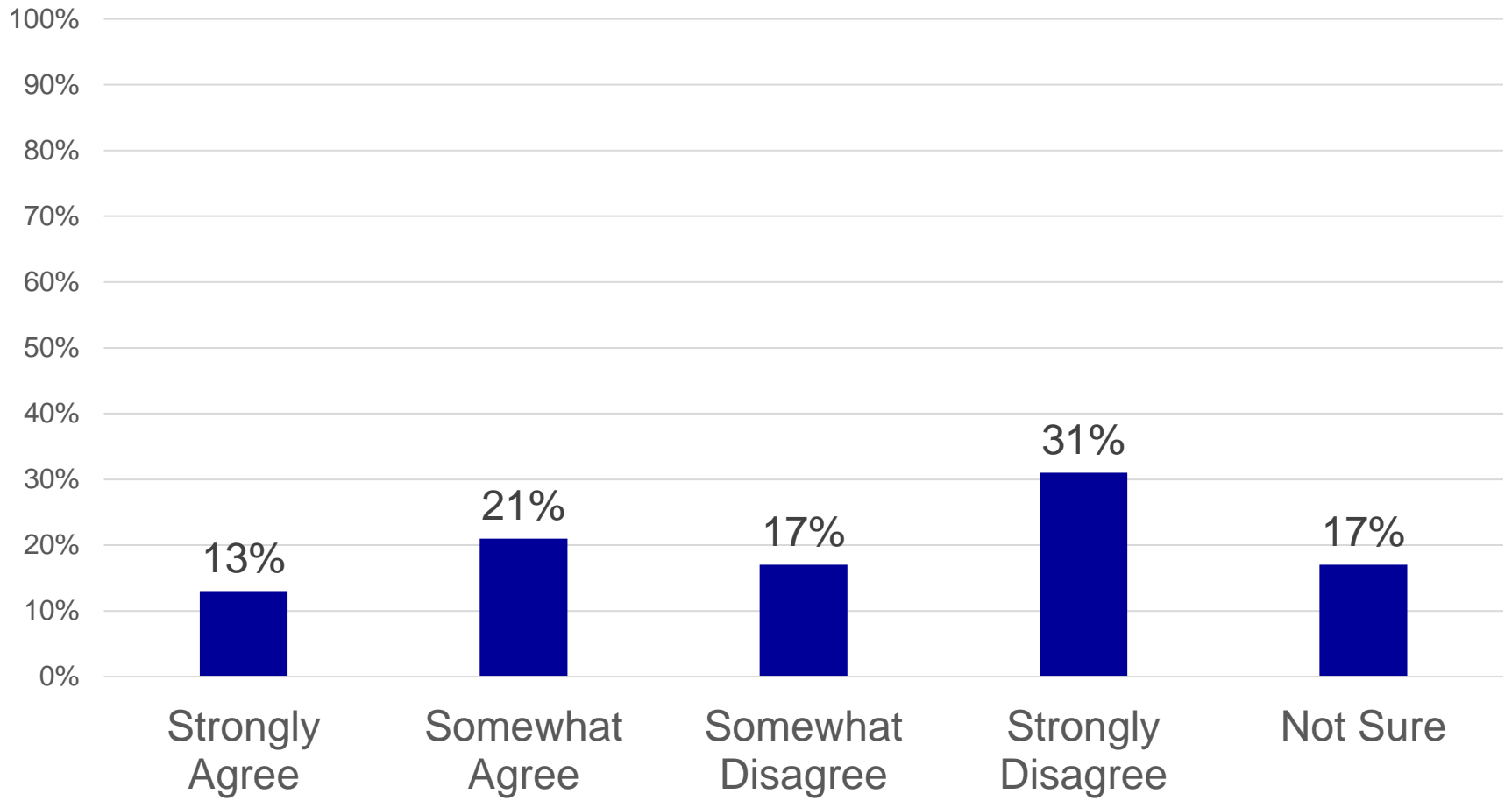


Q25_1: "For each of the following statements, please indicate your level of agreement. **The Bible, like all sacred writings, contains helpful accounts of ancient myths but is not literally true.**"

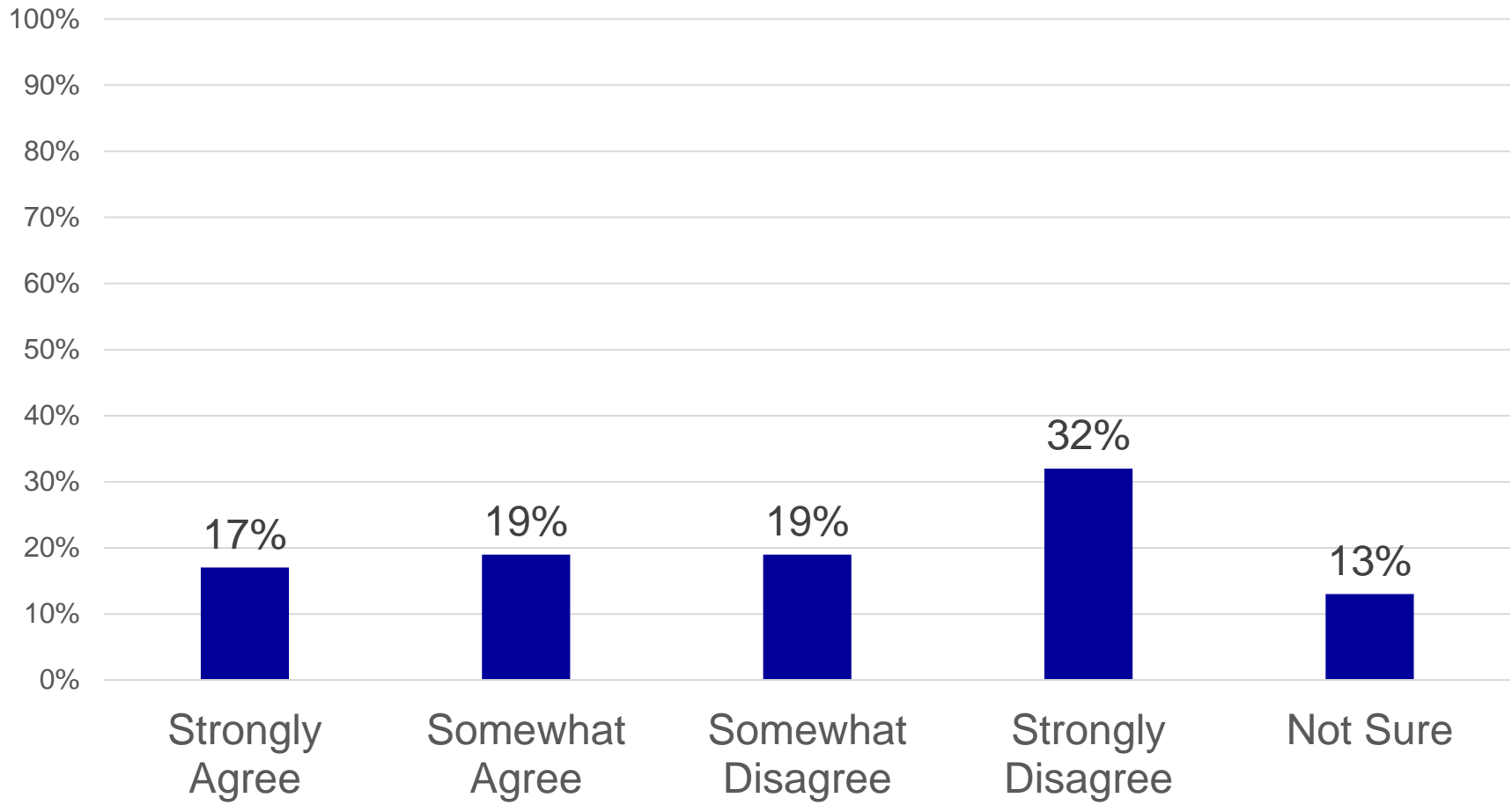
The Bible is 100% accurate in all that it teaches.



Modern science disproves the Bible.

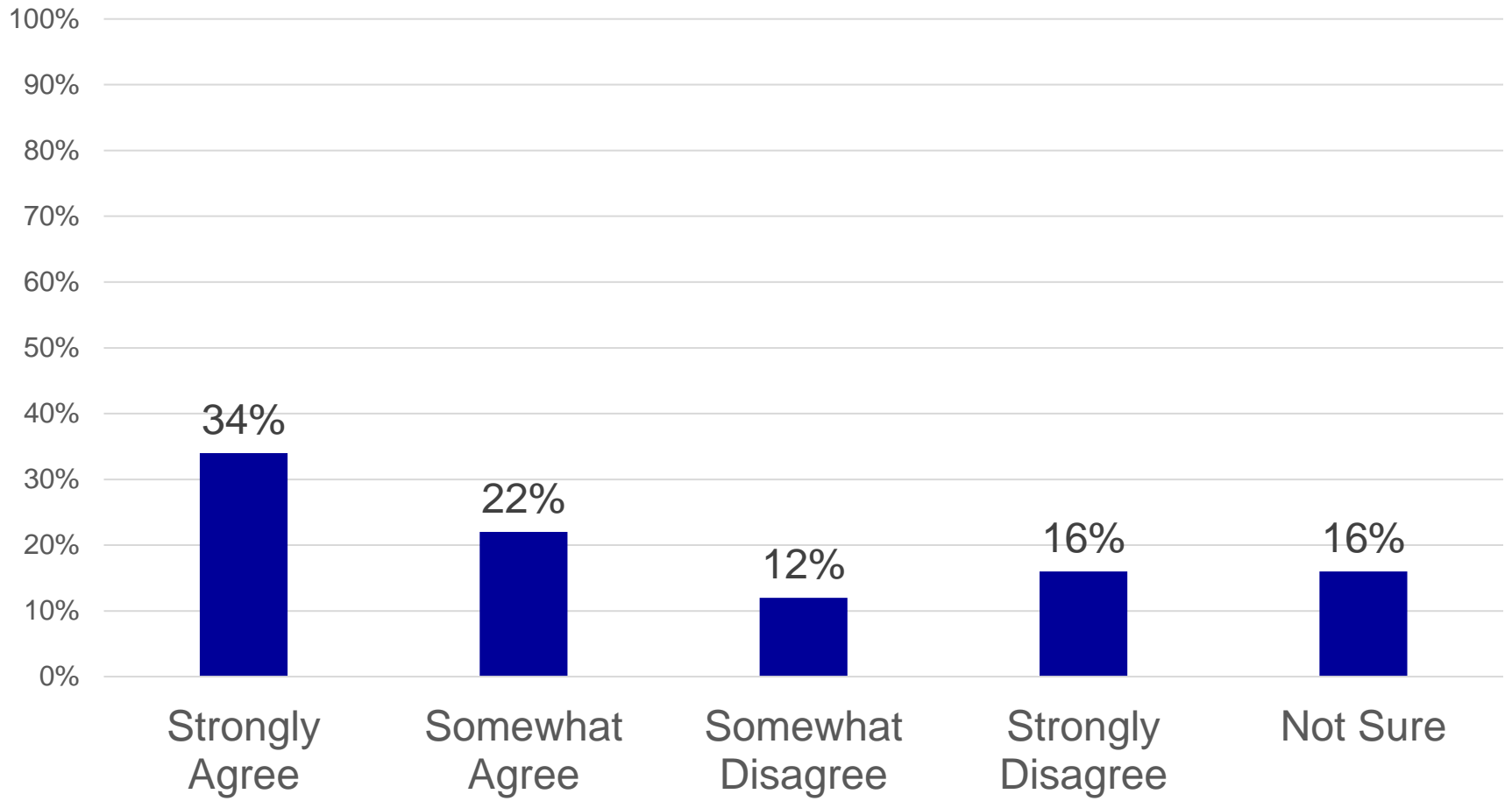


God will always reward true faith with material blessings in this life.



Q26_1: "For each of the following statements, please indicate your level of agreement. **God will always reward true faith with material blessings in this life.**"

Hell is a real place where certain people will be punished forever.



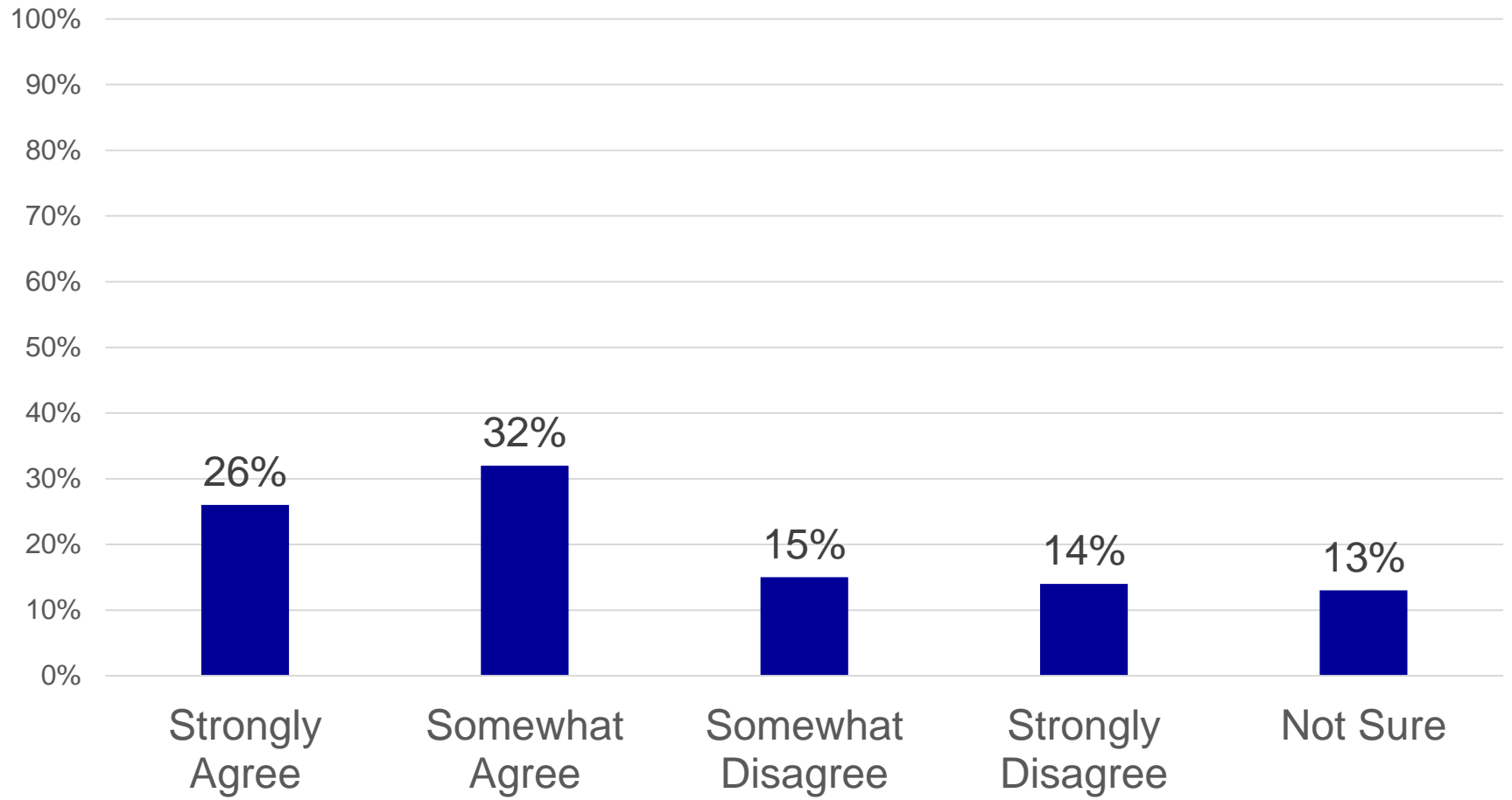
Q26_2: "For each of the following statements, please indicate your level of agreement. **Hell is a real place where certain people will be punished forever.**"

There will be a time when Jesus Christ returns to judge all the people who have lived.



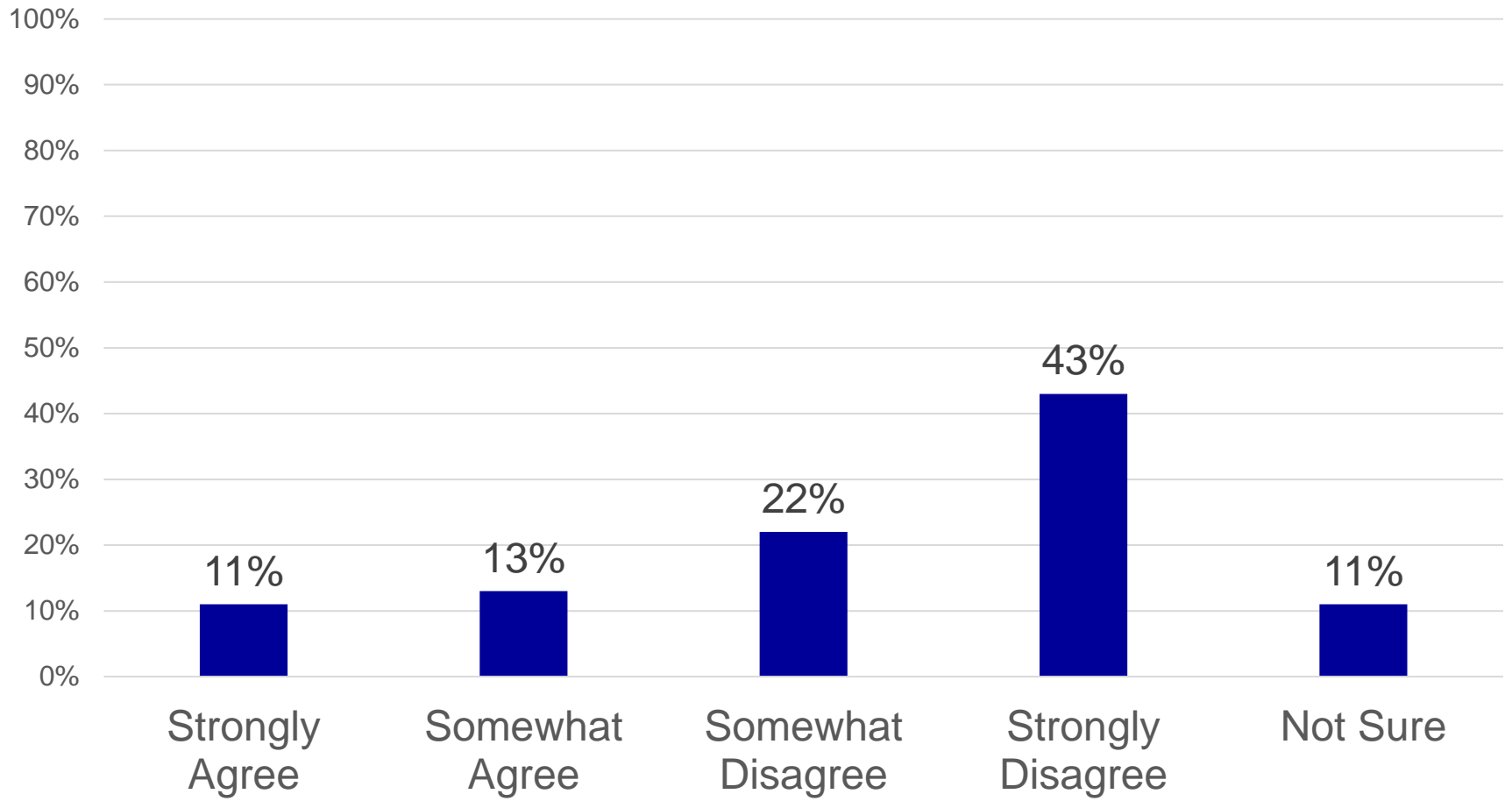
Q26_3: "For each of the following statements, please indicate your level of agreement. **There will be a time when Jesus Christ returns to judge all the people who have lived.**"

Worshiping alone or with one's family is a valid replacement for regularly attending church.

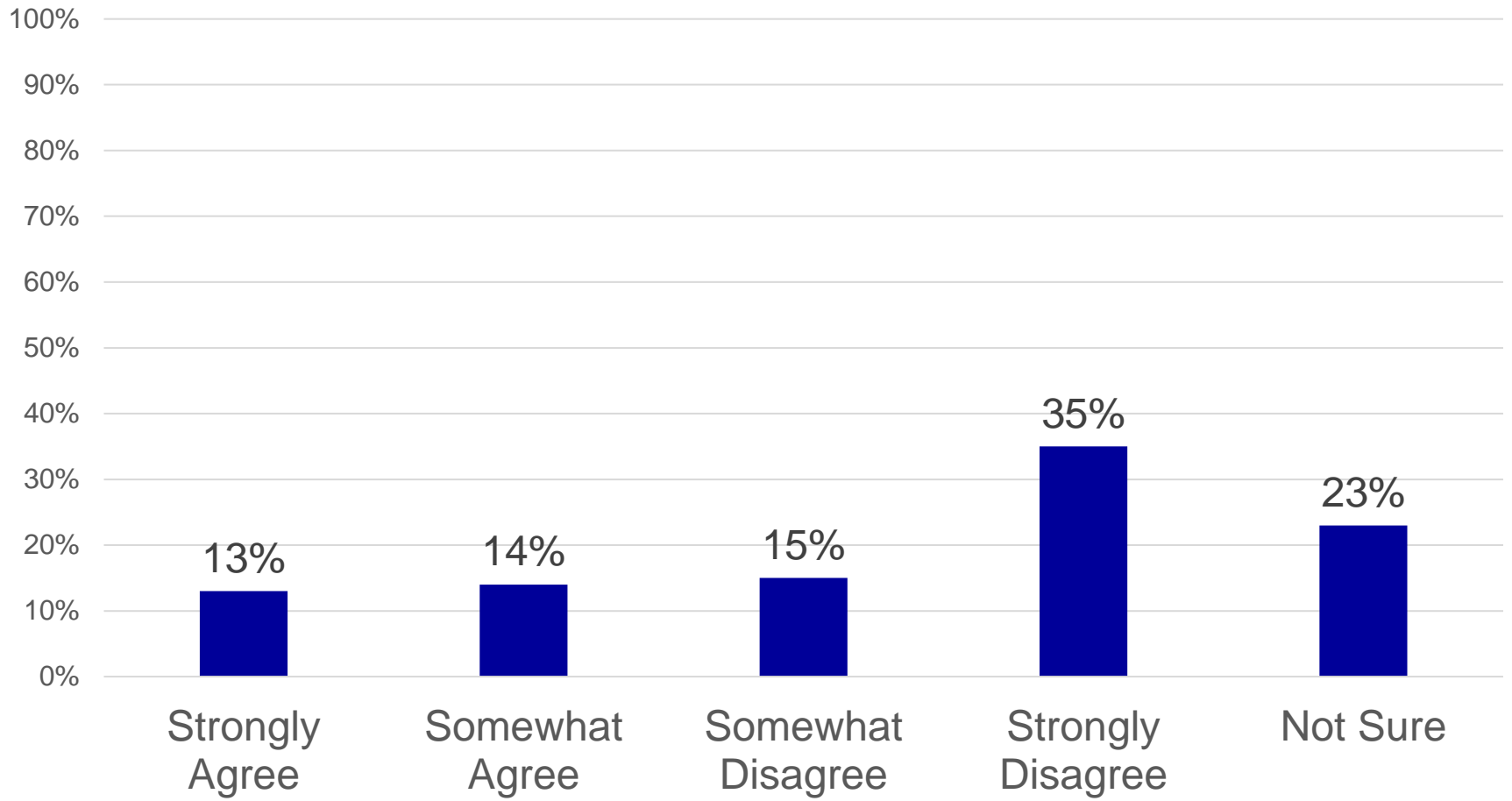


Q27_1: "For each of the following statements, please indicate your level of agreement. **Worshiping alone or with one's family is a valid replacement for regularly attending church.**"

Christians should be silent on issues of politics.

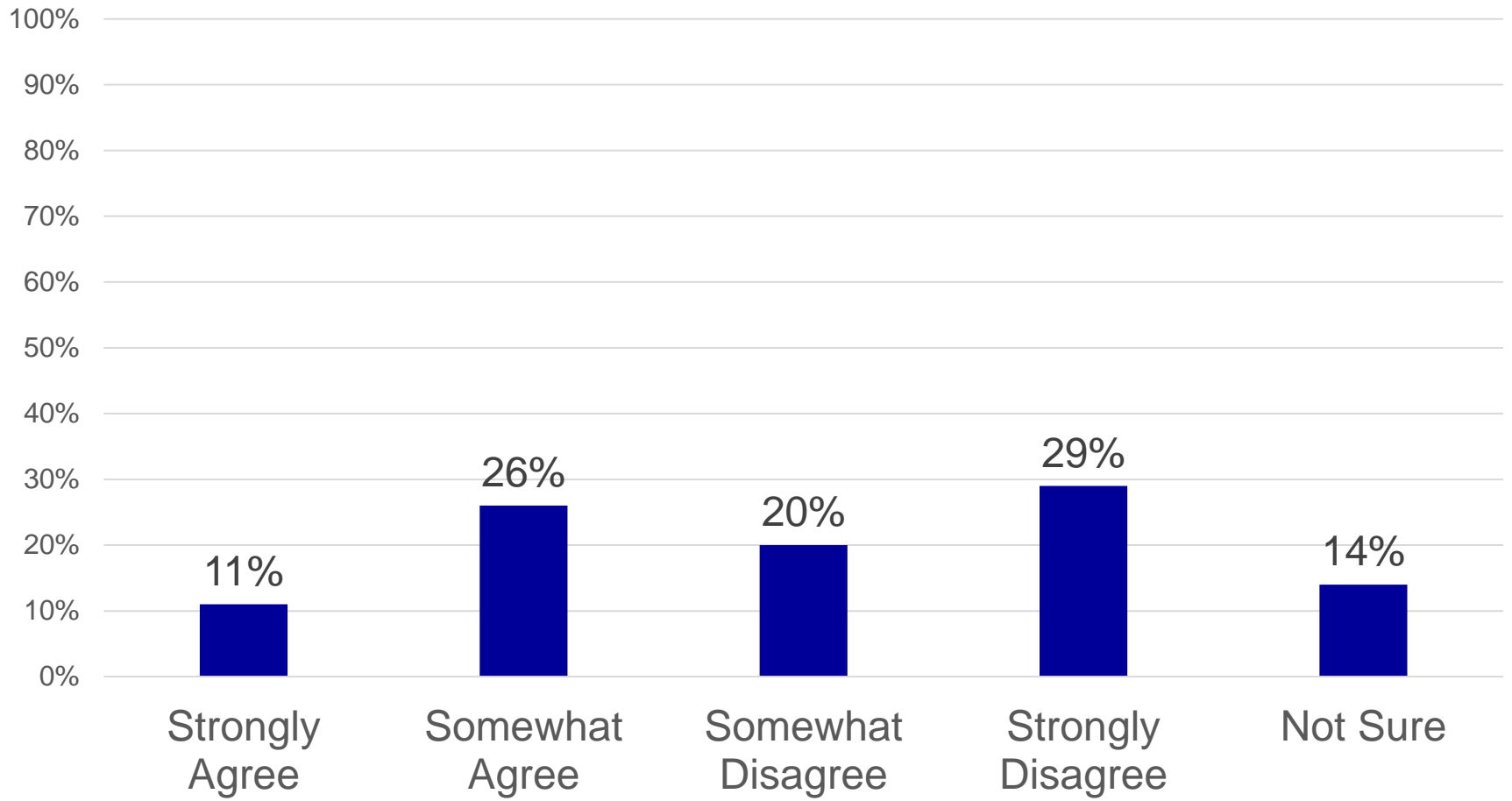


God chose the people he would save before he created the world.



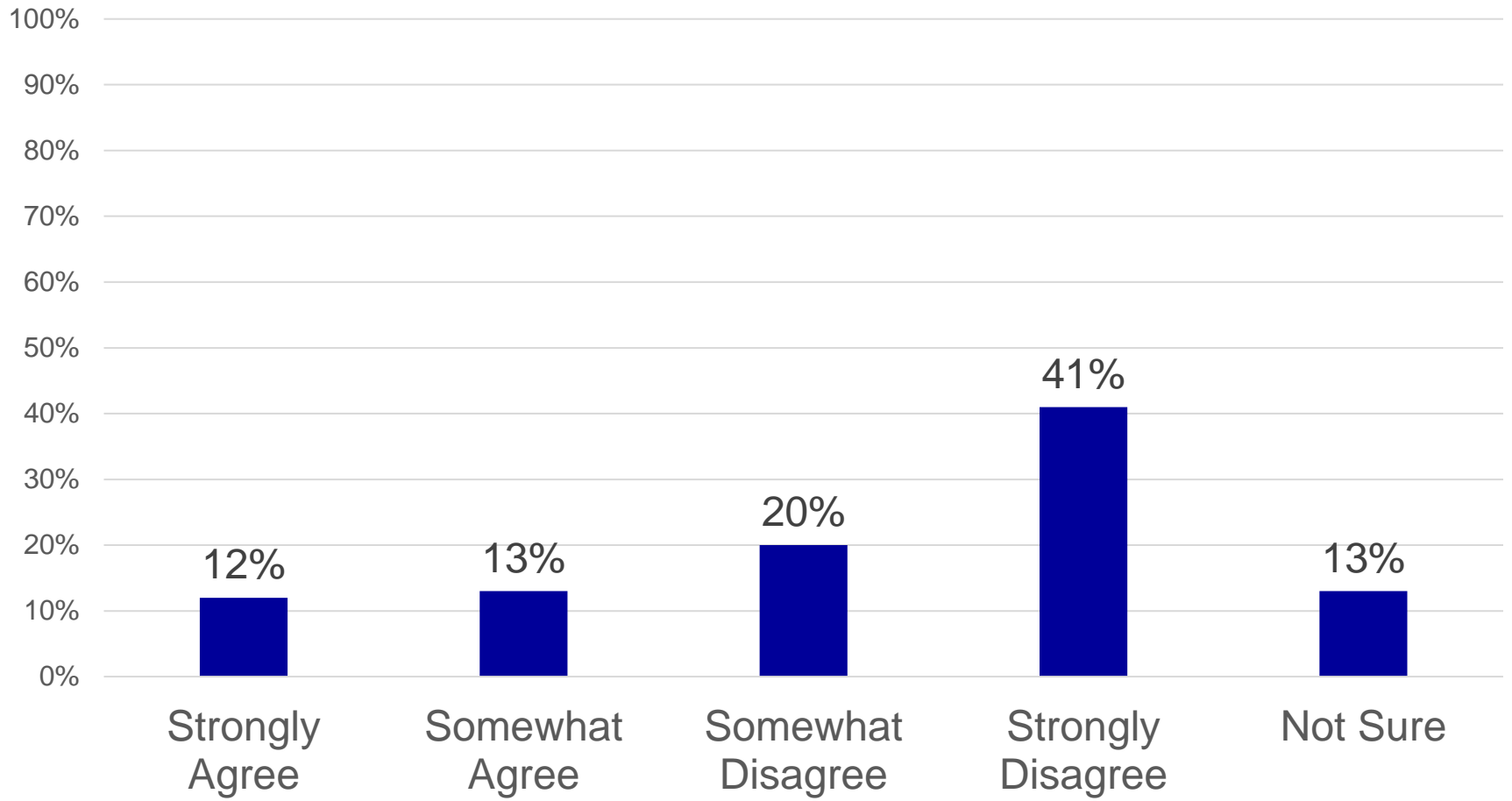
Q27_3: "For each of the following statements, please indicate your level of agreement. **God chose the people he would save before he created the world.**"

Churches must provide entertaining worship services if they want to be effective.

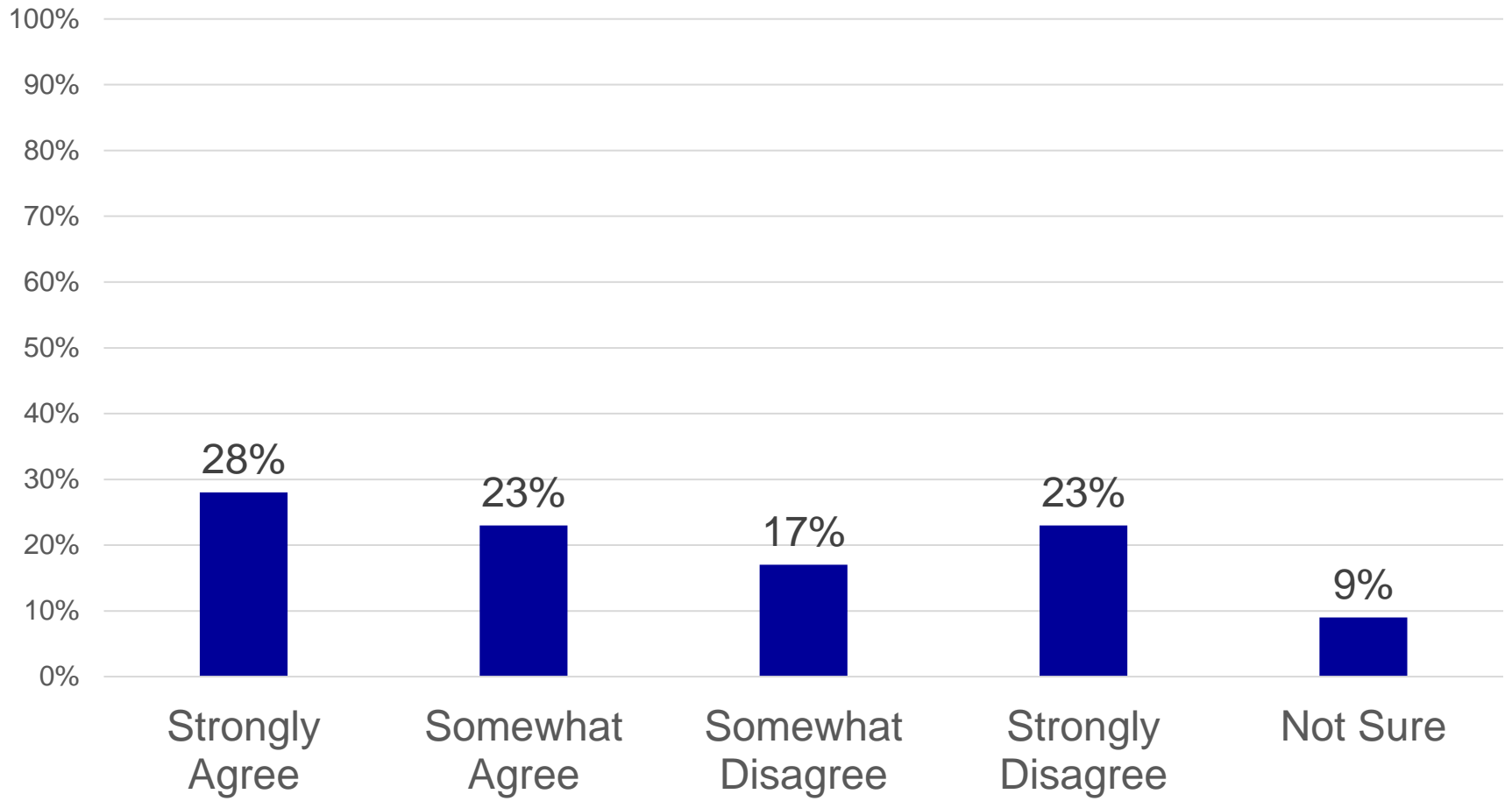


Q27_4: "For each of the following statements, please indicate your level of agreement. **Churches must provide entertaining worship services if they want to be effective.**"

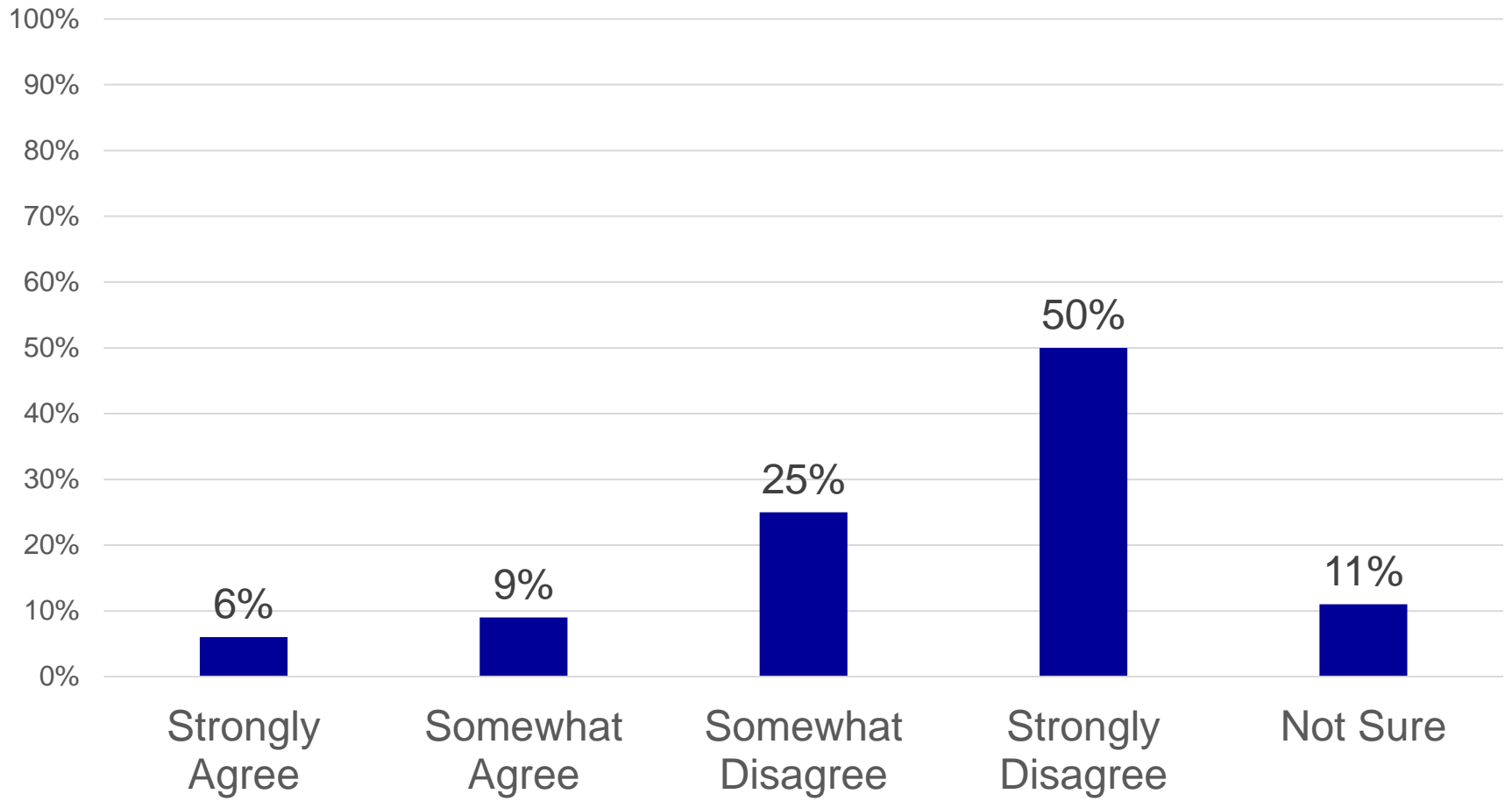
God is unconcerned with my day-to-day decisions.



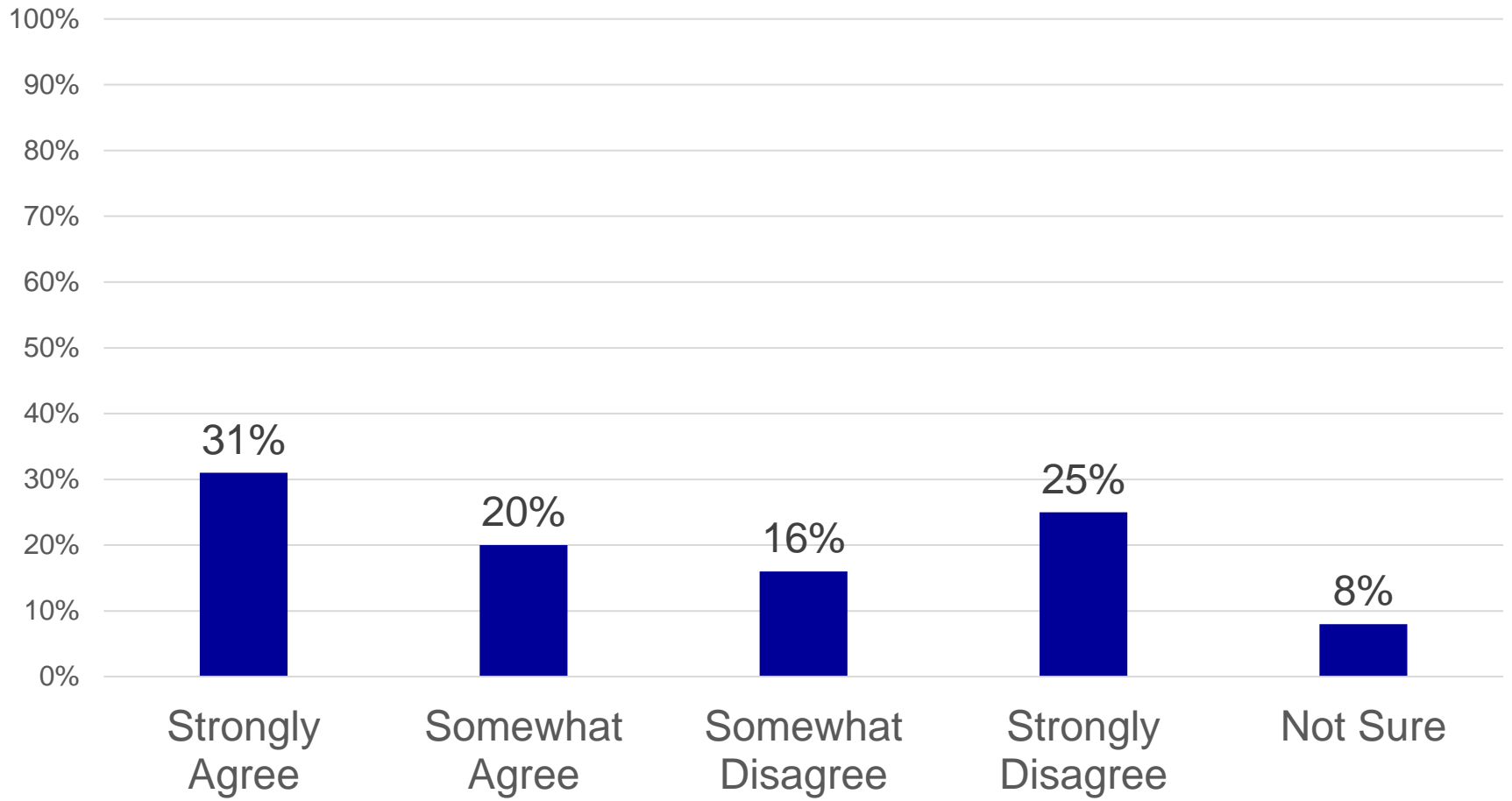
The Bible has the authority to tell us what we must do.



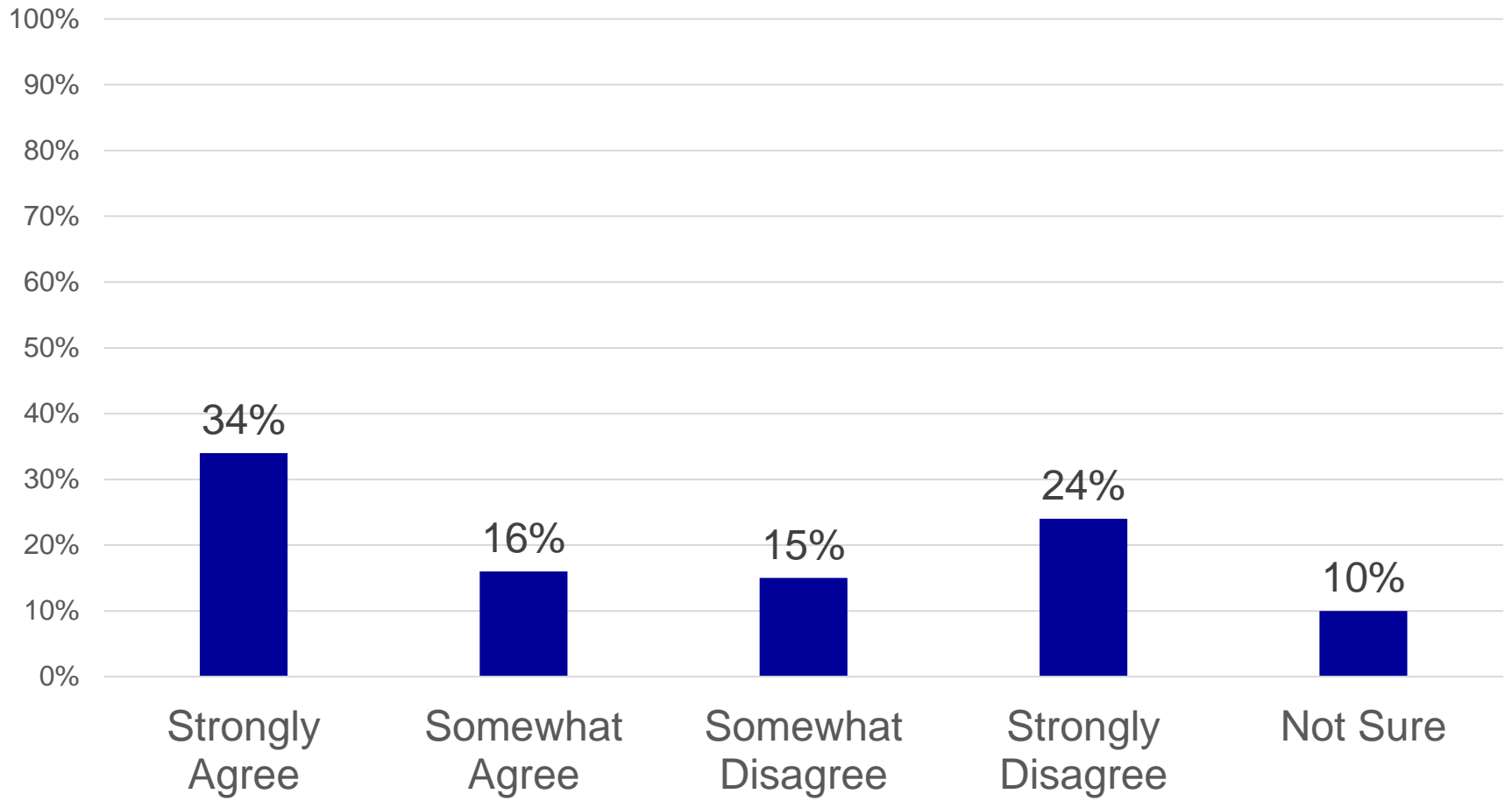
Learning about theology is for pastors and scholars only.



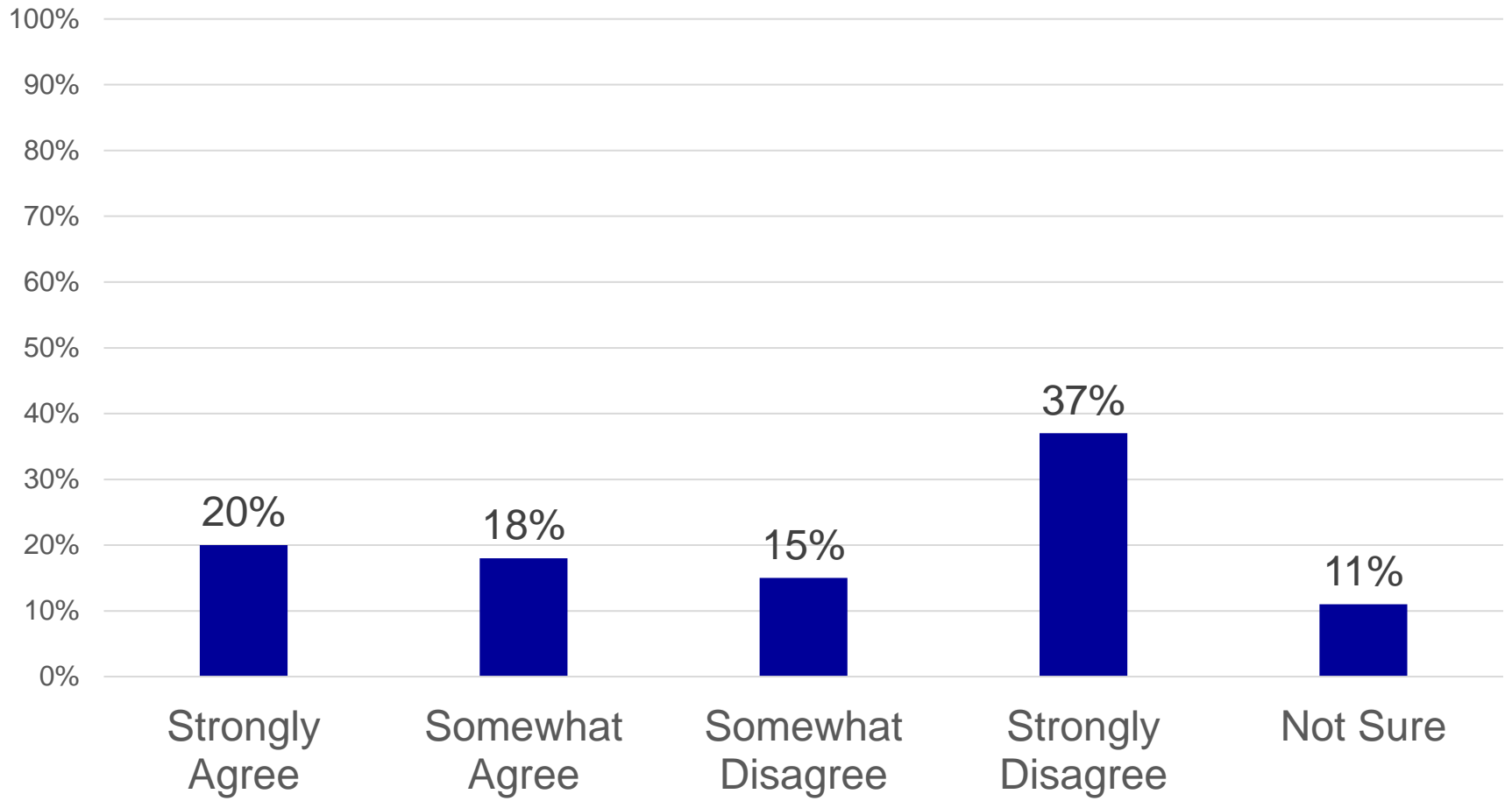
Sex outside of traditional marriage is a sin.



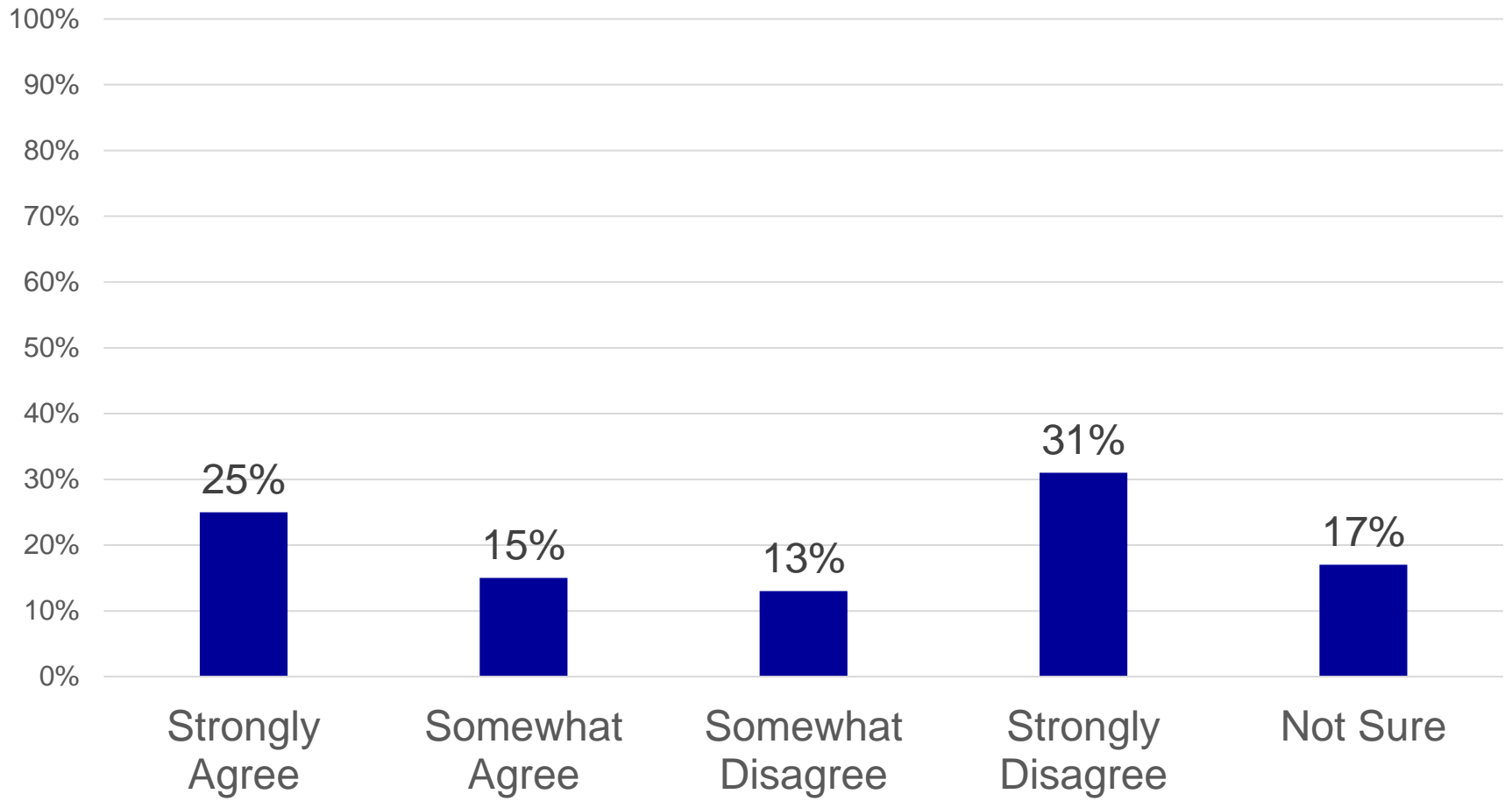
Abortion is a sin.



Gender identity is a matter of choice.

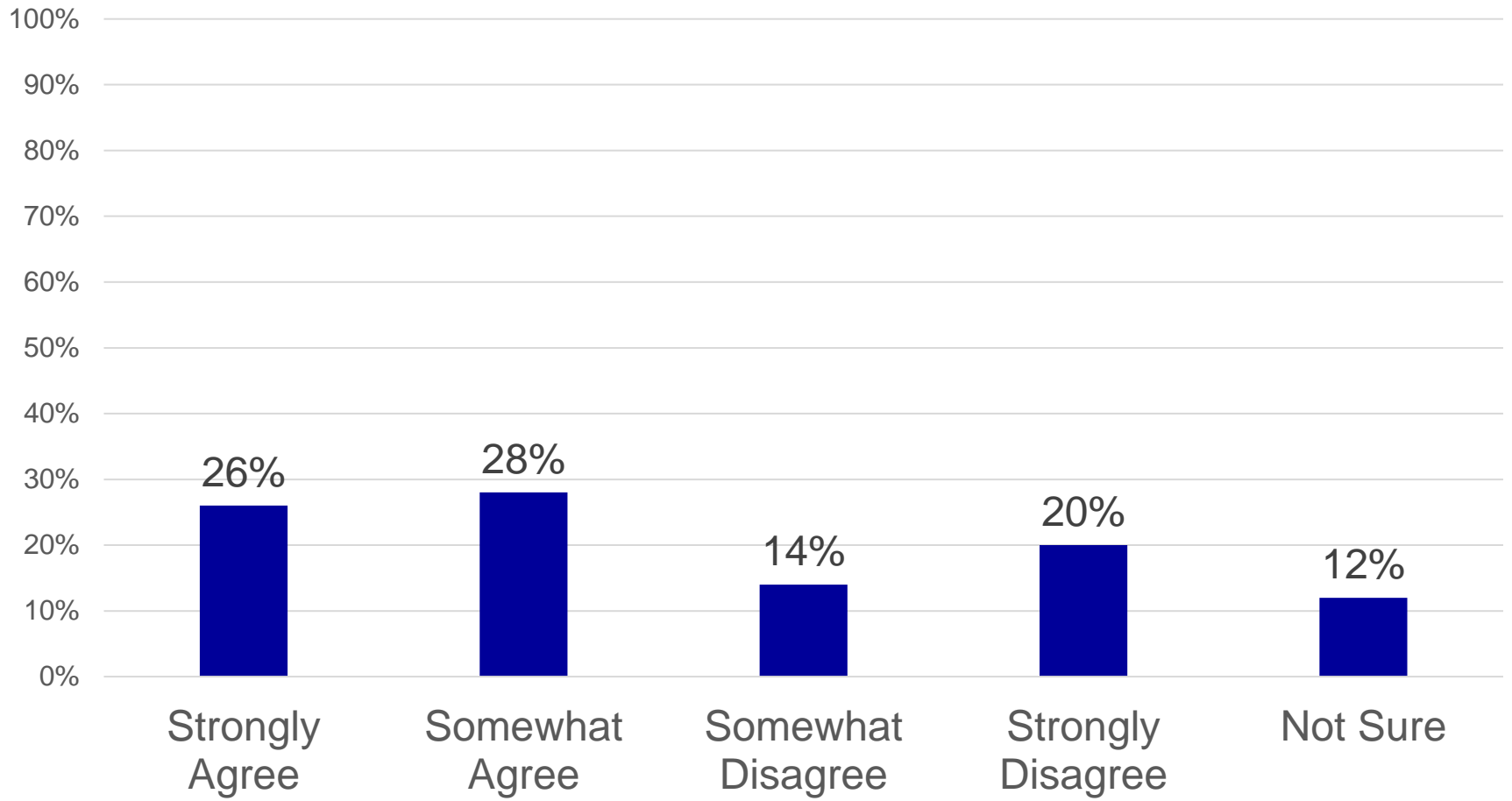


The Bible's condemnation of homosexual behavior doesn't apply today.



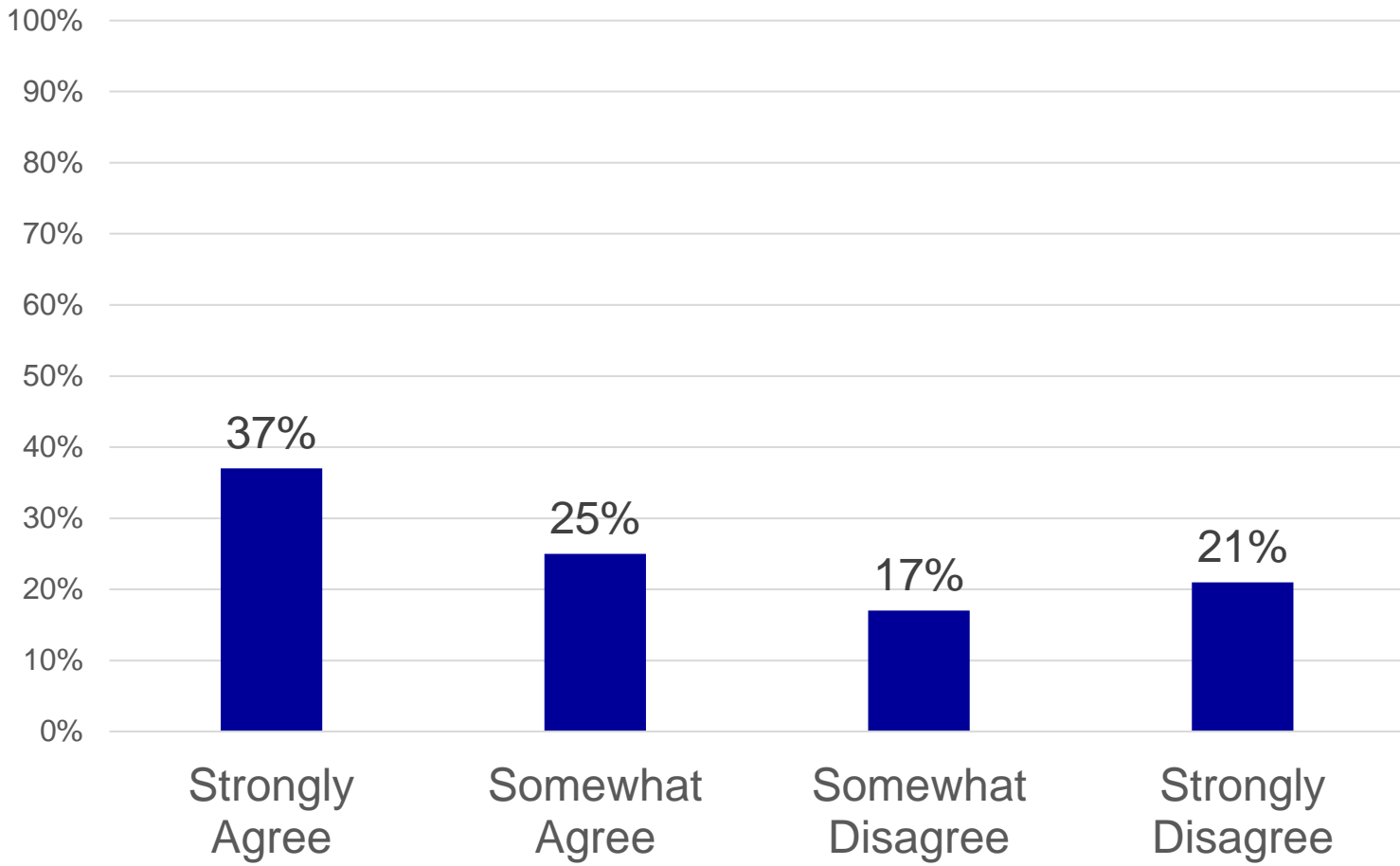
Q29_4: "For each of the following statements, please indicate your level of agreement. **The Bible's condemnation of homosexual behavior doesn't apply today.**"

Religious belief is a matter of personal opinion; it is not about objective truth.

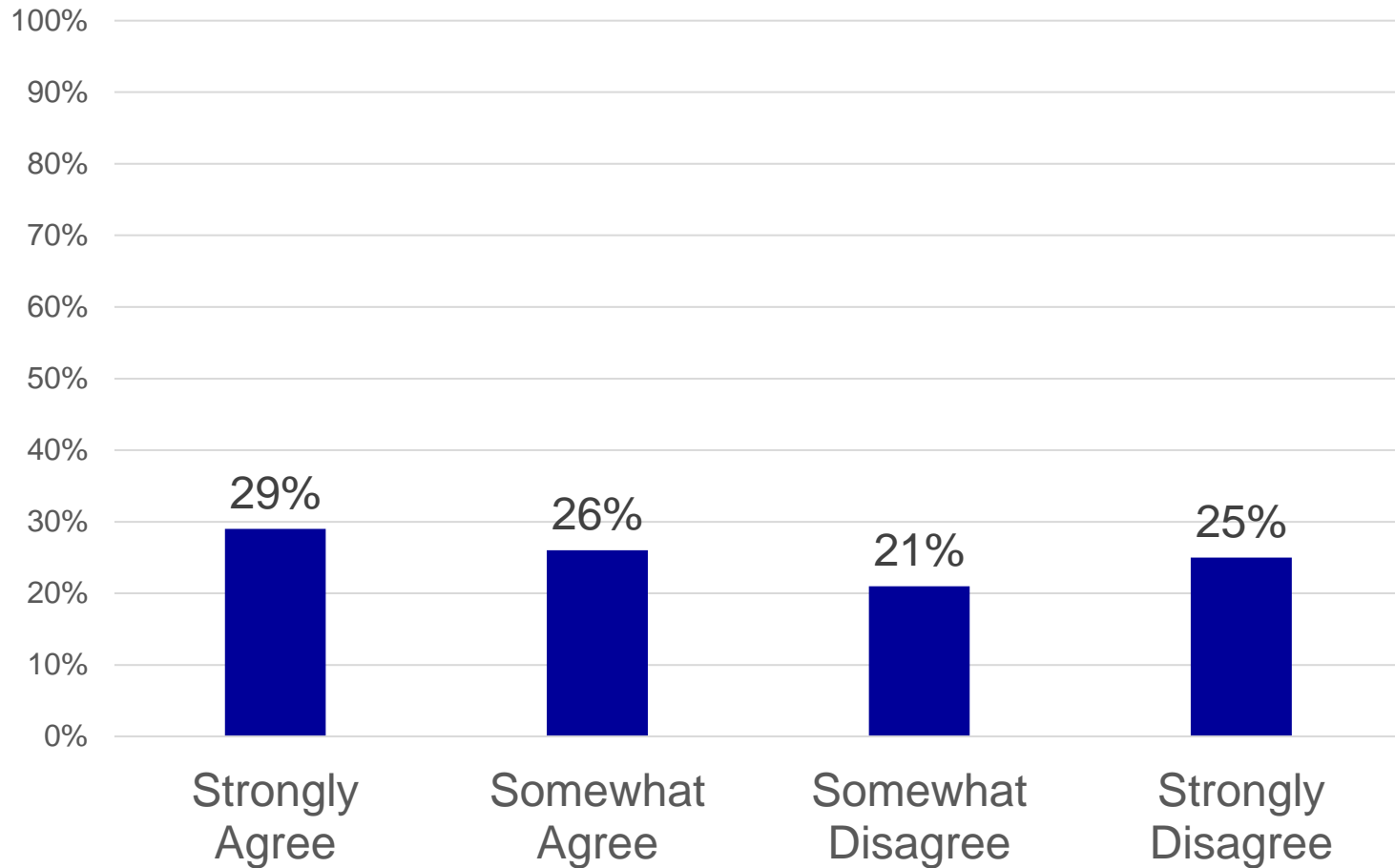


Q29_5: "For each of the following statements, please indicate your level of agreement. **Religious belief is a matter of personal opinion; it is not about objective truth.**"

The Bible is the highest authority for what I believe.

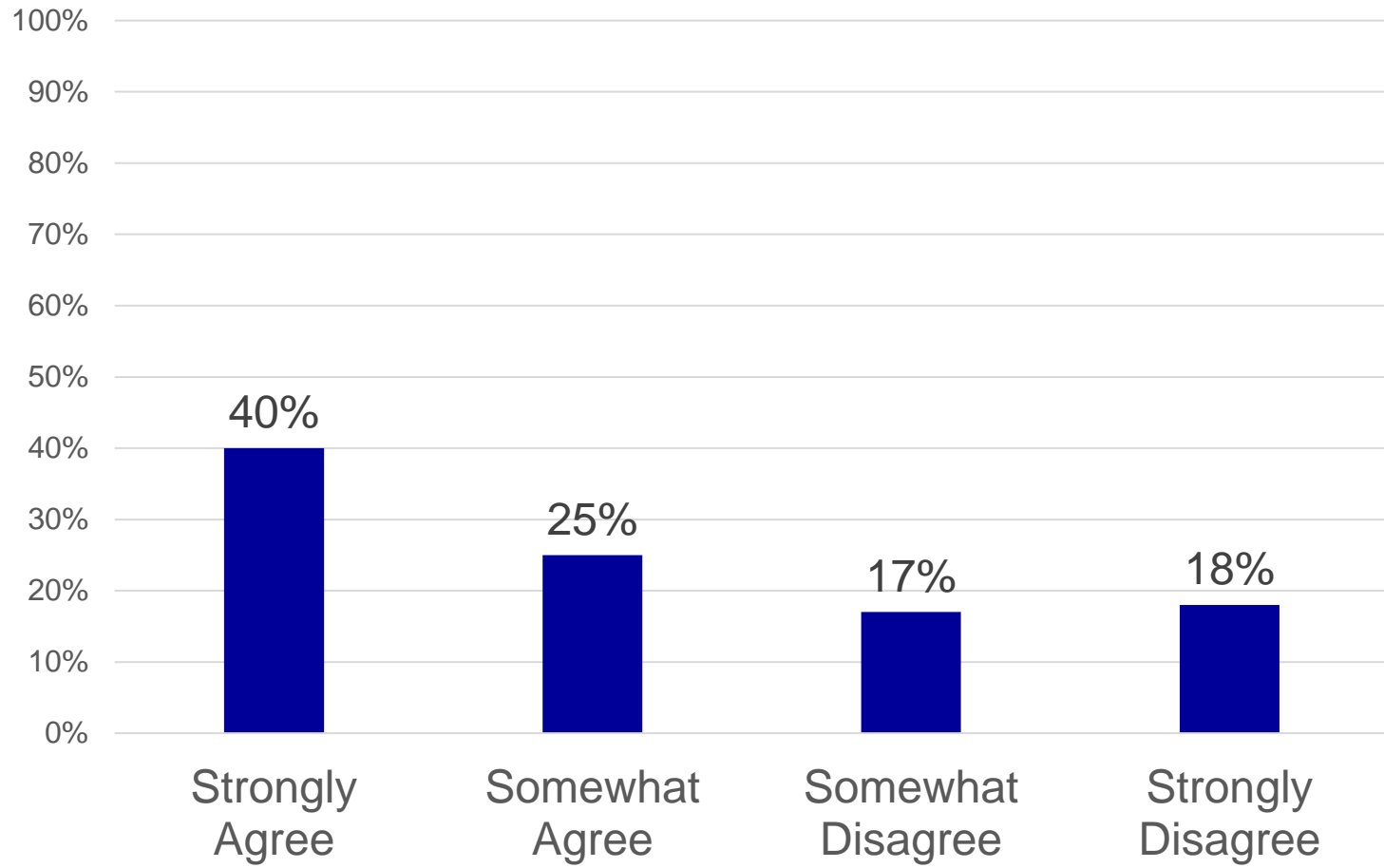


It is very important for me personally to encourage non-Christians to trust Jesus Christ as their Savior.



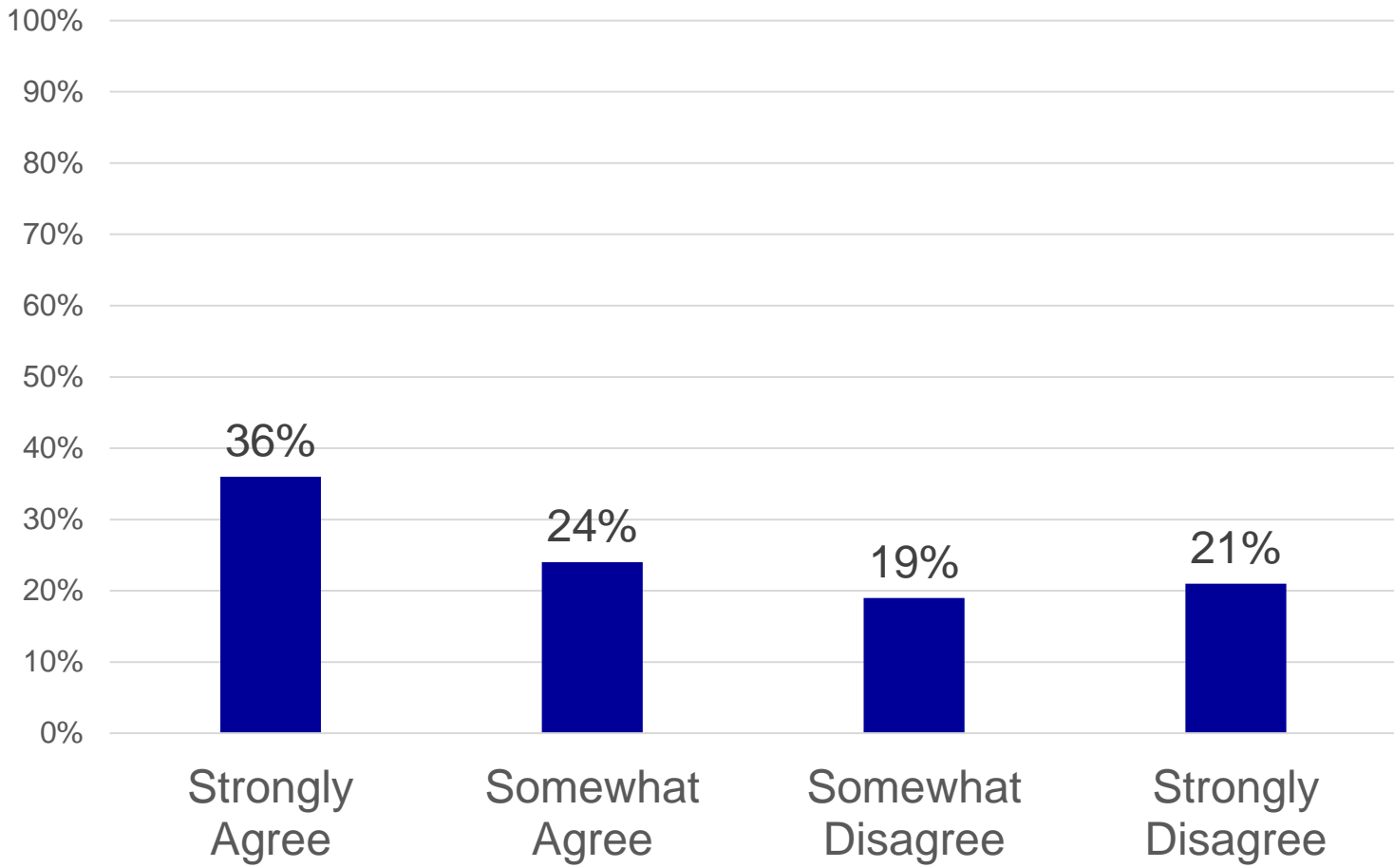
Q30_2: "For each of the following statements, please indicate your level of agreement. **It is very important for me personally to encourage non-Christians to trust Jesus Christ as their Savior.**"

Jesus Christ's death on the cross is the only sacrifice that could remove the penalty of my sin.



Q30_3: "For each of the following statements, please indicate your level of agreement. **Jesus Christ's death on the cross is the only sacrifice that could remove the penalty of my sin.**"

Only those who trust in Jesus Christ alone as their Savior receive God's free gift of eternal salvation.



Q30_4: "For each of the following statements, please indicate your level of agreement. **Only those who trust in Jesus Christ alone as their Savior receive God's free gift of eternal salvation.**"

Significant Differences

Region

Age

Gender

Education Level

Household Income

Location

Religious Service Attendance

Christian Religious Traditions

Evangelical Beliefs

Significant Statistical Differences

Comparisons were made to determine if there are any significant statistical differences among region of the country, age, gender, education level, and household income.

Region	Age	Gender	Education	HH Income
Northeast	18-34	Male	High School graduate or less	Less than \$25,000
Midwest	35-49	Female	Some college	\$25- \$34,999
South	50-64		Bachelor's Degree	\$35- \$49,999
West	65+		Graduate Degree	\$50- \$74,499
				\$75- \$99,999
				\$100,000 or more

Note: Region is defined by US Census locations

Significant Statistical Differences

Comparisons were made to determine if there are any significant statistical differences among locations, religious service attendance, Christian religious traditions, and Evangelical beliefs.

Location	Religious Service Attendance	Christian Religious Traditions	Evangelical Beliefs
Large city (100,000 or more)	At least once or twice a month	Evangelical	Yes
Small city (less than 100,000)	Never	Black Protestant	No
Suburb		Mainline	
Rural Area		Catholic	

Evangelical Beliefs

- Evangelical Beliefs are defined using the NAE LifeWay Research Evangelical Beliefs Research Definition based on respondent beliefs
- Respondents are asked their level of agreement with four separate statements using a four-point, forced choice scale (strongly agree, somewhat agree, somewhat disagree, strongly disagree). Those who strongly agree with all four statements are categorized as having Evangelical Beliefs
 - The Bible is the highest authority for what I believe
 - It is very important for me personally to encourage non-Christians to trust Jesus Christ as their Savior
 - Jesus Christ's death on the cross is the only sacrifice that could remove the penalty of my sin
 - Only those who trust in Jesus Christ alone as their Savior receive God's free gift of eternal salvation

“God is a perfect being and cannot make a mistake.”

- Americans in the South (70%) are more likely to Agree than those in the Northeast (62%) and West (60%)
- Americans age 18-34 are the least likely to Agree (59%)
- Americans who attend a religious service at least once or twice a month are more likely to Agree than those who do not (88% v. 47%)
- Evangelicals (91%) and Black Protestants (92%) are more likely to agree than Mainlines (66%) and Catholics (72%)
- Americans with Evangelical Beliefs are more likely to Agree than those without Evangelical Beliefs (97% v. 58%)

“There is one true God in three persons: God the Father, God the Son, and God the Holy Spirit.”

- Americans who attend a religious service at least once or twice a month are more likely to Agree than those who do not (90% v. 58%)
- Mainlines are the least likely to Agree (79%)
- Americans with Evangelical Beliefs are more likely to Agree than those without Evangelical Beliefs (96% v. 66%)

“God accepts the worship of all religions, including Christianity, Judaism and Islam.”

- Americans with a Graduate degree are the most likely to Agree (69%)
- Americans who attend a religious service at least once or twice a month are more likely to Disagree than those who do not (30% v. 18%)
- Evangelicals are the most likely to Disagree (46%)
- Americans with Evangelical Beliefs are more likely to Disagree than those without Evangelical Beliefs (49% v. 17%)

“God created male and female.”

- Americans who are High School Graduates or less are the most likely to Agree (85%)
- Americans with household income of \$100,000 or more are the least likely to Agree (74%)
- Americans who attend a religious service at least once or twice a month are more likely to Agree than those who do not (95% v. 67%)
- Evangelicals (96%) and Black Protestants (96%) are more likely to Agree than Mainlines (86%) and Catholics (89%)
- Americans with Evangelical Beliefs are more likely to Agree than those without Evangelical Beliefs (100% v. 74%)

“Biblical accounts of the physical (bodily) resurrection of Jesus are completely accurate. This event actually occurred.”

- Americans age 18-34 are the least likely to Agree (59%)
- Americans with household income of \$25,000-\$34,999 (69%), \$35,000-\$49,999 (72%), and \$75,000-\$99,000 (69%) are more likely to Agree than those with income of \$100,000 or more (62%)
- Americans who attend a religious service at least once or twice a month are more likely to Agree than those who do not (89% v. 48%)
- Evangelicals (92%) and Black Protestants (92%) are more likely to Agree than Mainlines (71%) and Catholics (75%)
- Americans with Evangelical Beliefs are more likely to Agree than those without Evangelical Beliefs (98% v. 59%)

“Jesus is the first and greatest being created by God.”

- Americans who are High School Graduates or less are the most likely to Agree (67%)
- Americans with household income of \$100,000 or more are the least likely to Agree (48%)
- Americans who attend a religious service at least once or twice a month are more likely to Agree than those who do not (68% v. 44%)
- Black Protestants (74%) and Catholics (66%) are more likely to Agree than Evangelicals (56%) and Mainlines (59%)
- Americans with Evangelical Beliefs are more likely to Agree than those without Evangelical Beliefs (65% v. 52%)

“Jesus was a great teacher, but he was not God.”

- Americans who are High School Graduates or less are the least likely to Disagree (29%)
- Americans who attend a religious service at least once or twice a month are more likely to Disagree than those who do not (50% v. 25%)
- Evangelicals are the most likely to Disagree (64%)
- Americans with Evangelical Beliefs are more likely to Disagree than those without Evangelical Beliefs (66% v. 29%)

“The Holy Spirit is a force but is not a personal being.”

- Americans who attend a religious service at least once or twice a month are more likely to Disagree than those who do not (32% v. 18%)
- Mainlines (73%) and Catholics (72%) are more likely to Agree than Evangelicals (51%) and Black Protestants (57%)
- Americans with Evangelical Beliefs are more likely to Disagree than those without Evangelical Beliefs (43% v. 19%)

“The Holy Spirit gives a spiritual new birth or new life before a person has faith in Jesus Christ.”

- Americans in the West are most likely to Disagree (30%)
- Americans age 18-34 (54%) and 35-49 (55%) are more likely to Agree than those 50-64 (48%) and 65+ (44%)
- Americans with household income of less than \$25,000 (53%), \$25,000-\$34,999 (57%), and \$75,000-\$99,999 (56%) are more likely to Agree than those with income of \$100,000 or more (46%)
- Americans who attend a religious service at least once or twice a month are more likely to Agree than those who do not (63% v. 42%)
- Black Protestants (69%) and Catholics (68%) are more likely to Agree than Evangelicals (53%) and Mainlines (54%)

“The Holy Spirit can tell me to do something which is forbidden in the Bible.”

- Americans age 18-34 are the most likely to Agree (28%)
- Americans with some college are the most likely to Disagree (66%)
- Americans in a Large city are the most likely to Agree (27%)
- Americans who attend a religious service at least once or twice a month are more likely to Agree than those who do not (26% v. 14%)
- Black Protestants (28%) and Catholics (28%) are more likely to Agree than Evangelicals (15%) and Mainlines (12%)
- Americans with Evangelical Beliefs are more likely to Disagree than those without Evangelical Beliefs (78% v. 56%)

“Everyone sins a little, but most people are good by nature.”

- Americans age 65+ are most likely to Agree (73%)
- Americans with household income of \$25,000-\$34,999 (66%), \$50,000-\$74,999 (67%), \$75,000-\$99,999 (70%), and \$100,000 or more (66%) are more likely to Agree than those with income of less than \$25,000 (58%)
- Americans who attend a religious service at least once or twice a month are more likely to Disagree than those who do not (34% v. 23%)
- Mainlines (80%) and Catholics (76%) are more likely to Agree than Evangelicals (47%) and Black Protestants (62%)
- Americans with Evangelical Beliefs are more likely to Disagree than those without Evangelical Beliefs (49% v. 23%)

“Even the smallest sin deserves eternal damnation.”

- Americans age 18-34 (29%) and 35-49 (32%) are more likely to Agree than those Americans who are 50-64 (21%) and 65+ (18%)
- High School Graduates or less are the least likely to Disagree (57%)
- Americans in a Large city are the least likely to Disagree (59%)
- Americans who attend a religious service at least once or twice a month are more likely to Agree than those who do not (41% v. 13%)
- Evangelicals (40%) and Black Protestants (45%) are more likely to Agree than Mainlines (14%) and Catholics (25%)
- Americans with Evangelical Beliefs are more likely to Agree than those without Evangelical Beliefs (51% v. 19%)

“God counts a person as righteous not because of one’s works but only because of one’s faith in Jesus Christ.”

- Americans with a Bachelor’s degree (33%) are more likely to Disagree than those who are High School Graduates or less (23%)
- Americans with household income of \$35,000-\$49,999 (31%), \$50,000-\$74,999 (29%), \$75,000-\$99,999 (29%), and \$100,000 or more (32%) are more likely to Disagree than those with income of less than \$25,000 (22%)
- Americans who attend a religious service at least once or twice a month are more likely to Agree than those who do not (74% v. 42%)
- Evangelicals (80%) and Black Protestants (73%) are more likely to Agree than Mainlines (55%) and Catholics (58%)
- Americans with Evangelical Beliefs are more likely to Agree than those without Evangelical Beliefs (84% v. 49%)

“The Bible, like all sacred writings, contains helpful accounts of ancient myths but is not literally true.”

- Americans in the Northeast are the most likely to Agree (56%)
- Americans age 18-34 (50%) and 65+ (52%) are more likely to Agree than those 50-64 (42%)
- Males are more likely to Agree than Females (53% v. 43%)
- Americans with a Graduate degree are the most likely to Agree (59%)
- Americans with household income of \$100,000 or more are the most likely to Agree (57%)
- Americans in a Large city (51%) or Suburbs (50%) are more likely to Agree than those in a Small city (42%) or rural area (41%)

“The Bible, like all sacred writings, contains helpful accounts of ancient myths but is not literally true.”

- Americans who attend a religious service at least once or twice a month are more likely to Disagree than those who do not (57% v. 29%)
- Mainlines (56%) and Catholics (55%) are more likely to Agree than Evangelicals (23%) and Black Protestants (38%)
- Americans with Evangelical Beliefs are more likely to Disagree than those without Evangelical Beliefs (81% v. 32%)

“The Bible is 100% accurate in all that it teaches.”

- Americans in the South (53%) are more likely to Agree than those in the Northeast (42%) and West (45%)
- Americans age 35-49 (54%) are more likely to Agree than those 18-34 (46%) and 65+ (43%)
- Americans who are High School Graduates or less (55%) or with some college (51%) are more likely to Agree than those with a Graduate degree (41%)
- Americans with household income of \$100,000 or more are the least likely to Agree (43%)
- Americans who attend a religious service at least once or twice a month are more likely to Agree than those who do not (72% v. 30%)
- Evangelicals (77%) and Black Protestants (77%) are more likely to Agree than Mainlines (35%) and Catholics (52%)
- Americans with Evangelical Beliefs are more likely to Agree than those without Evangelical Beliefs (91% v. 38%)

“Modern science disproves the Bible.”

- Americans in the Northeast are the most likely to Agree (42%)
- Americans age 18-34 are the most likely to Agree (44%)
- Americans in a Large city are the most likely to Agree (39%)
- Americans who attend a religious service at least once or twice a month are less likely to Agree than those who do not (28% v. 39%)
- Black Protestants (33%) and Catholics (38%) are more likely to Agree than Evangelicals (16%) and Mainlines (23%)
- Americans with Evangelical Beliefs are less likely to Agree than those without Evangelical Beliefs (17% v. 38%)

“God will always reward true faith with material blessings in this life.”

- Americans age 18-34 are the most likely to Agree (47%)
- Americans who are High School Graduates or less are the most likely to Agree (43%)
- Americans with household income of \$100,000 or more are the most likely to Disagree (60%)
- Americans in a Large city (43%) or a small city (38%) are more likely to Agree than those in a Suburb (30%) or a Rural area (30%)
- Americans who attend a religious service at least once or twice a month are more likely to Agree than those who do not (46% v. 27%)
- Black Protestants are the most likely to Agree (62%)

“Hell is a real place where certain people will be punished forever.”

- Americans in the Midwest (58%) and South (60%) are more likely to Agree than those in the Northeast (49%) and West (52%)
- Americans age 35-49 are the most likely to Agree (64%)
- Americans with a Bachelor’s degree (32%) or a Graduate degree (33%) are more likely to Disagree than those who are High School Graduates or less (22%) or with some college (25%)
- Americans with household income of less than \$25,000 (61%) and \$25,000-\$34,999 (63%) are more likely to Agree than those with income of \$50,000-\$74,999 (54%) and \$100,000 or more (52%)
- Americans who attend a religious service at least once or twice a month are more likely to Agree than those who do not (77% v. 39%)
- Evangelicals (81%) and Black Protestants (86%) are more likely to Agree than Mainlines (49%) and Catholics (63%)
- Americans with Evangelical Beliefs are more likely to Agree than those without Evangelical Beliefs (92% v. 47%)

“There will be a time when Jesus Christ returns to judge all the people who have lived.”

- Americans in the Midwest (66%) and South (66%) are more likely to Agree than those in the Northeast (53%) and West (58%)
- Americans age 35-49 (67%) and 50-64 (66%) are more likely to Agree than those 18-34 (57%) and 65+ (57%)
- Americans with a Bachelor’s degree (27%) or a Graduate degree (28%) are more likely to Disagree than those who are High School Graduates or less (18%) or with some college (18%)
- Americans with household income of \$75,000-\$99,999 (24%) and \$100,000 or more (28%) are more likely to Disagree than those with income of less than \$25,000 (17%) and \$35,000-\$49,999 (18%)
- Americans who attend a religious service at least once or twice a month are more likely to Agree than those who do not (84% v. 44%)
- Black Protestants are the most likely to Agree (94%); Mainlines are least likely to Agree (59%)
- Americans with Evangelical Beliefs are more likely to Agree than those without Evangelical Beliefs (97% v. 54%)

“Worshiping alone or with one’s family is a valid replacement for regularly attending church.”

- Americans with a Graduate degree are the most likely to Agree (65%)
- Americans who attend a religious service at least once or twice a month are more likely to Disagree than those who do not (44% v. 17%)
- Evangelicals (49%) and Black Protestants (48%) are more likely to Disagree than Mainlines (23%) and Catholics (27%)
- Americans with Evangelical Beliefs are more likely to Disagree than those without Evangelical Beliefs (55% v. 23%)

“Christians should be silent on issues of politics.”

- Americans age 65+ are the most likely to Disagree (81%)
- Americans who are High School Graduates or less are the least likely to Disagree (56%)
- Americans with household income of \$75,000-\$99,999 (69%) are more likely to Disagree than those with income of less than \$25,000 (57%) and \$25,000-\$34,999 (61%)
- Evangelicals are the most likely to Disagree (82%)
- Americans with Evangelical Beliefs are more likely to Disagree than those without Evangelical Beliefs (78% v. 62%)

“God chose the people he would save before he created the world.”

- Americans age 50-64 (57%) and 65+ (61%) are more likely to Disagree than those 18-34 (41%) and 35-49 (46%)
- Americans who are High School Graduates or less are the least likely to Disagree (41%)
- Americans with household income of less than \$25,000 are the least likely to Disagree (38%)
- Americans in a Large city are the most likely to Agree (36%)
- Americans who attend a religious service at least once or twice a month are more likely to Agree than those who do not (39% v. 17%)
- Black Protestants are the most likely to Agree (43%)
- Americans with Evangelical Beliefs are more likely to Agree than those without Evangelical Beliefs (38% v. 24%)

“Churches must provide entertaining worship services if they want to be effective.”

- Americans in the Midwest (54%) and West (50%) are more likely to Disagree than those in the Northeast (43%)
- Americans age 18-34 are the most likely to Agree (44%)
- Americans with some college are the most likely to Disagree (55%)
- Americans in a Large city are the most likely to Agree (45%)
- Evangelicals are the most likely to Disagree (64%)
- Americans with Evangelical Beliefs are more likely to Disagree (68% v. 45%)

“God is unconcerned with my day-to-day decisions.”

- Americans in the Midwest (65%) and South (64%) are more likely to Disagree than those in the Northeast (53%) and West (60%)
- Americans age 18-34 are the most likely to Agree (34%)
- Males are more likely to Agree than Females (31% v. 20%)
- Americans with household income of \$35,000-\$49,999 (68%) are more likely to Disagree than those with income of \$100,000 or more (58%)
- Americans in a Large city are the most likely to Agree (31%)
- Americans who attend a religious service at least once or twice a month are more likely to Disagree than those who do not (73% v. 52%)
- Evangelicals are the most likely to Disagree (85%)
- Americans with Evangelical Beliefs are more likely to Disagree than those without Evangelical Beliefs (87% v. 56%)

“The Bible has the authority to tell us what we must do.”

- Americans in the Midwest (55%) and South (56%) are more likely to Agree than those in the Northeast (45%) and West (46%)
- Americans age 35-49 (57%) and 50-64 (55%) are more likely to Agree than those 18-34 (45%) and 65+ (48%)
- Americans with household income of \$100,000 or more (45%) are more likely to Disagree than those with income less than \$50,000 (34%)
- Americans who attend a religious service at least once or twice a month are more likely to Agree than those who do not (75% v. 32%)
- Evangelicals (80%) and Black Protestants (84%) are more likely to Agree than Mainlines (49%) and Catholics (50%)
- Americans with Evangelical Beliefs are more likely to Agree than those without Evangelical Beliefs (95% v. 41%)

“Learning about theology is for pastors and scholars only.”

- Americans age 50-64 (85%) and 65+ (88%) are more likely to Disagree than those 18-34 (60%) and 35-49 (70%)
- Americans who are High School Graduates or less are the least likely to Disagree than those (65%)
- Americans with household income of \$35,000-\$49,999 (77%), \$50,000-\$74,999 (77%), and \$100,000 or more (79%) are more likely to Disagree than those with income of less than \$25,000 (65%) and \$25,000-\$34,999 (68%)
- Americans in a Large city (21%) or a Small city (17%) are more likely to Agree than those in a Suburb (11%) or a Rural area (9%)
- Americans who attend a religious service at least once or twice a month are more likely to Agree than those who do not (20% v. 10%)
- Evangelicals (90%) and Mainlines (90%) are more likely to Disagree than Black Protestants (75%) and Catholics (72%)
- Americans with Evangelical Beliefs are more likely to Disagree than those without Evangelical Beliefs (85% v. 72%)

“Sex outside of traditional marriage is a sin.”

- Americans in the South are the most likely to Agree (56%)
- Americans age 35-49 (57%) are more likely to Agree than those 18-34 (45%) and 65+ (49%)
- Americans with a Bachelor’s degree (44%) or a Graduate degree (46%) are more likely to Disagree than those who are High School Graduates or less (35%)
- Americans with household income of \$100,000 or more are most likely to Disagree (48%)
- Americans who attend a religious service at least once or twice a month are more likely to Agree than those who do not (71% v. 34%)
- Evangelicals (77%) and Black Protestants (81%) are more likely to Agree than Mainlines (41%) and Catholics (54%)
- Americans with Evangelical Beliefs are more likely to Agree than those without Evangelical Beliefs (90% v. 41%)

“Abortion is a sin.”

- Americans age 35-49 are the most likely to Agree (58%)
- Americans who are High School Graduates or less (57%) or with some college (53%) are more likely to Agree than those with a Graduate degree (45%)
- Americans with household income of \$100,000 or more are the most likely to Disagree (46%)
- Americans in a Small city (54%) or a Rural area (58%) are more likely to Agree than those in a Large city (48%) or a Suburb (49%)
- Americans who attend a religious service at least once or twice a month are more likely to Agree than those who do not (68% v. 37%)
- Evangelicals are the most likely to Agree (76%); Mainlines are the most likely to Disagree (49%)
- Americans with Evangelical Beliefs are more likely to Agree than those without Evangelical Beliefs (88% v. 42%)

“Gender identity is a matter of choice.”

- Americans in the Northeast are the most likely to Agree (44%)
- Americans age 18-34 are the most likely to Agree (50%); Americans age 50-64 are the most likely to Disagree (64%)
- Americans in a Rural area (56%) are more likely to Disagree than those in a Large city (45%)
- Americans who attend a religious service at least once or twice a month are more likely to Disagree than those who do not (57% v. 47%)
- Evangelicals are the most likely to Disagree (68%)
- Americans with Evangelical Beliefs are more likely to Disagree than those without Evangelical Beliefs (73% v. 47%)

“The Bible’s condemnation of homosexual behavior doesn’t apply today.”

- Americans in the Northeast are the most likely to Agree (48%)
- Americans age 18-34 are the most likely to Agree (47%)
- Americans with a Bachelor’s degree (43%) or Graduate degree (49%) are more likely to Agree than those who are High School Graduates or less (31%) or some college (34%)
- Americans with household income of \$75,000-\$99,999 (44%) and \$100,000 or more (45%) are more likely to Agree than those with income of less than \$25,000 (34%), \$25,000-\$34,999 (35%), \$35,000-\$49,999 (36%), and \$50,000-\$74,999 (36%)
- Americans in a Large city are the most likely to Agree (46%)
- Americans who attend a religious service at least once or twice a month are more likely to Disagree than those who do not (57% v. 32%)
- Evangelicals are the most likely to Disagree (72%)
- Americans with Evangelical Beliefs are more likely to Disagree than those without Evangelical Beliefs (81% v. 34%)

“Religious belief is a matter of personal opinion; it is not about objective truth.”

- Americans in the Northeast are the most likely to Agree (62%)
- Americans with a Bachelor’s degree (56%) or a Graduate degree (60%) are more likely to Agree than those who are High School Graduates or less (49%) or with some college (50%)
- Americans with household income of \$100,000 or more (60%) are more likely to Agree than those with income of less than \$25,000 (46%) and \$25,000-\$34,999 (48%)
- Americans in a Large city (58%) or a Suburb (56%) are more likely to Agree than those in a Small city (49%) or a Rural area (48%)
- Americans who attend a religious service at least once or twice a month are more likely to Disagree than those who do not (48% v. 23%)
- Evangelicals are the most likely to Disagree (64%)
- Americans with Evangelical Beliefs are more likely to Disagree than those without Evangelical Beliefs (68% v. 26%)

“The Bible is the highest authority for what I believe.”

- Americans in the Midwest (64%) and South (67%) are more likely to Agree than those in the Northeast (57%) and West (55%)
- Americans age 35-49 (67%) and 50-64 (65%) are more likely to Agree than those 18-34 (57%) and 65+ (59%)
- Americans with household income of \$25,000-34,999 (70%) are more likely to Agree than those with income of \$50,000-\$74,999 (60%) and \$100,000 or more (56%)
- Americans who attend a religious service at least once or twice a month are more likely to Agree than those who do not (85% v. 43%)
- Evangelicals (89%) and Black Protestants (91%) are more likely to Agree than Mainlines (62%) and Catholics (65%)

“It is very important for me personally to encourage non-Christians to trust Jesus Christ as their Savior.”

- Americans in the Midwest (57%) and South (59%) are more likely to Agree than those in the Northeast (47%) and West (50%)
- Americans who are High School Graduates or less (61%) are more likely to Agree than those with a Bachelor’s degree (50%) or a Graduate degree (52%)
- Americans with household income of less than \$50,000 (60%) are more likely to Agree than those with \$100,000 or more (49%)
- Americans who attend a religious service at least once or twice a month are more likely to Agree than those who do not (79% v. 35%)
- Evangelicals (83%) and Black Protestants (83%) are more likely to Agree than Mainlines (47%) and Catholics (57%)

“Jesus Christ’s death on the cross is the only sacrifice that could remove the penalty of my sin.”

- Americans age 35-49 (69%) are more likely to Agree than those 65+ (59%)
- Americans with household income of \$100,000 or more are the least likely to Agree (59%)
- Americans who attend a religious service at least once or twice a month are more likely to Agree than those who do not (87% v. 47%)
- Evangelicals (89%) and Black Protestants (93%) are more likely to Agree than Mainlines (65%) and Catholics (69%)

“Only those who trust in Jesus Christ alone as their Savior receive God’s free gift of eternal salvation.”

- Americans in the Midwest (63%) and South (65%) are more likely to Agree than those in the Northeast (53%) and West (53%)
- Americans age 65+ are the least likely to Agree (51%)
- Americans who are High School Graduates or less are the most likely to Agree (68%)
- Americans with household income of \$100,000 or more are the least likely to Agree (53%)
- Americans who attend a religious service at least once or twice a month are more likely to Agree than those who do not (81% v. 43%)
- Evangelicals (88%) and Black Protestants (83%) are more likely to Agree than Mainlines (56%) and Catholics (62%)

The State of American Theology Study 2020

Commissioned by Ligonier Ministries

TheStateofTheology.com