

# Pastors' Views on Gender

A SURVEY OF AMERICAN PROTESTANT PASTORS

Lifeway research

# Methodology

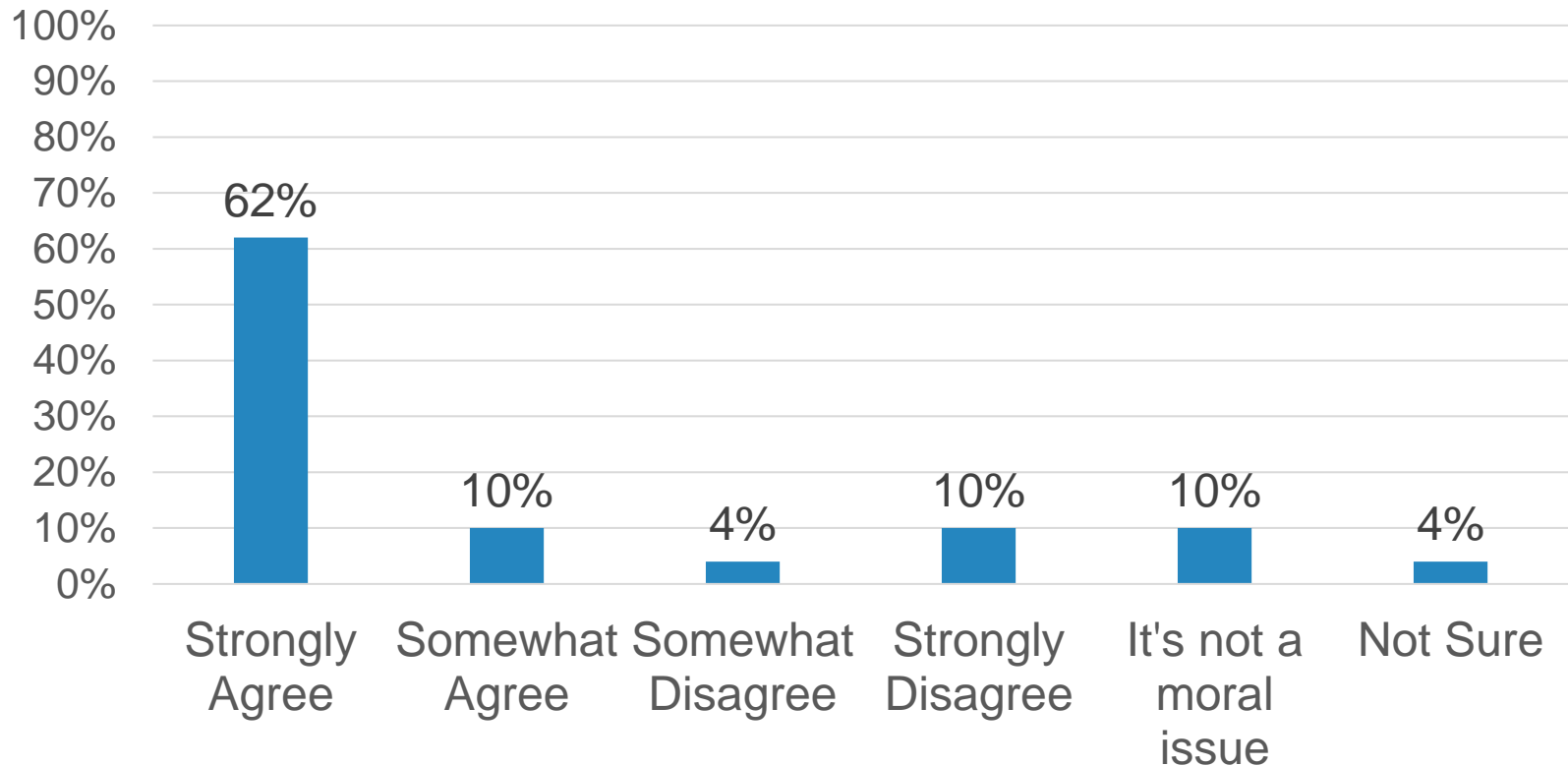
- The mixed mode survey of 1,007 Protestant pastors was conducted September 2–October 1, 2020 using both phone and online interviews
- Phone: The calling list was a stratified random sample, drawn from a list of all Protestant churches. Quotas were used for church size
- Online: Invitations were emailed to the LifeWay Research Pastor Panel followed by three reminders. This probability sample of Protestant churches was created by phone recruiting by LifeWay Research using random samples selected from all Protestant churches. Pastors who agree to be contacted by email for future surveys make up this LifeWay Research Pastor Panel.
- Each survey was completed by the senior or sole pastor or a minister at the church
- Responses were weighted by region and church size to more accurately reflect the population

# Methodology

- The completed sample is 1,007 surveys (502 by phone, 505 online)
- The sample provides 95% confidence that the sampling error does not exceed  $\pm 3.4\%$  This margin of error accounts for the effect of weighting
- Margins of error are higher in sub-groups

# 72% agree that it is morally wrong for an individual to identify with a gender different than the sex they were born

Among Protestant Pastors

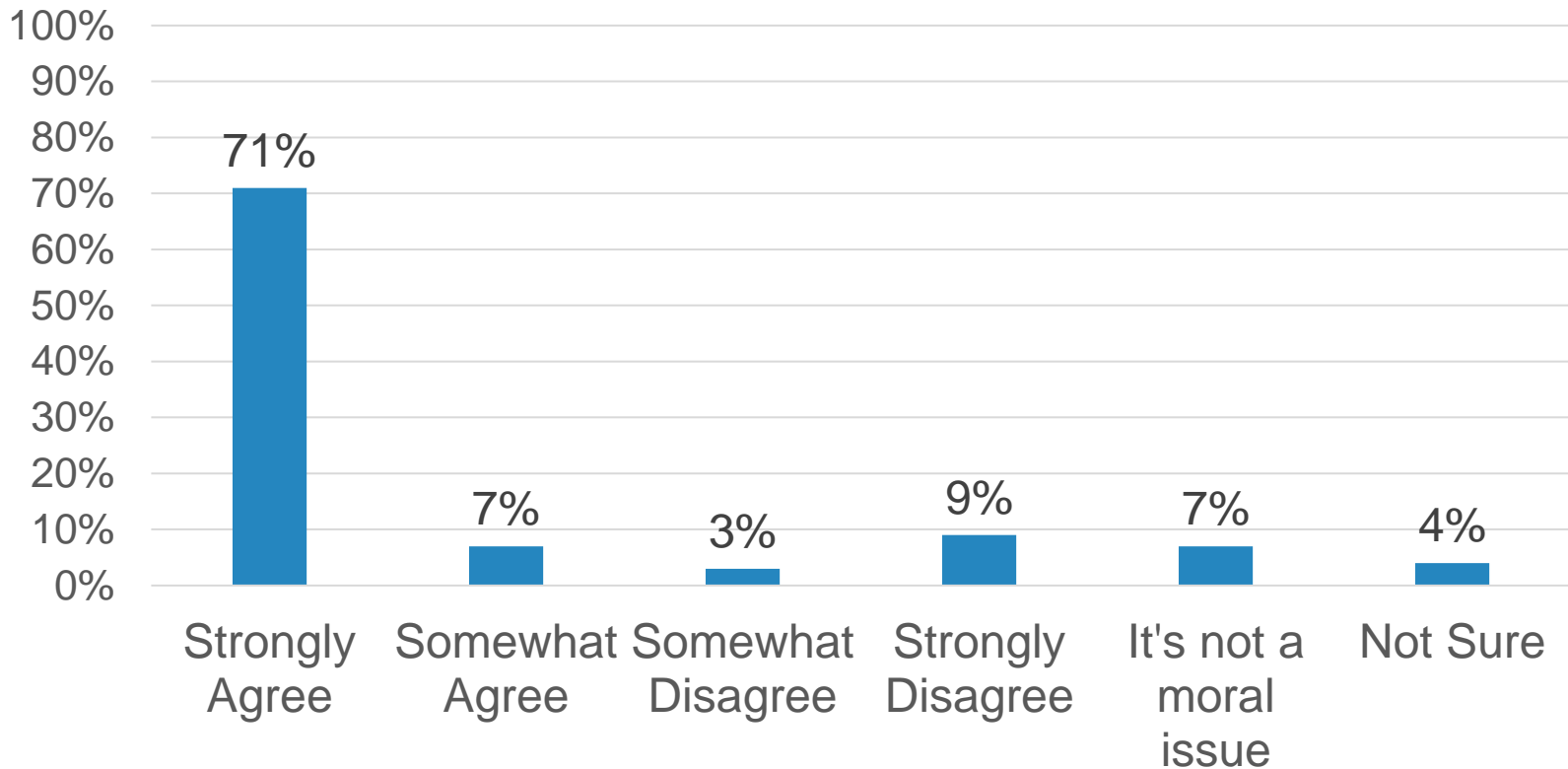


Lifeway research

Q: "It is morally wrong for an individual to identify with a gender different than the sex they were born."

# 77% agree that it is morally wrong to change the gender you born

Among Protestant Pastors

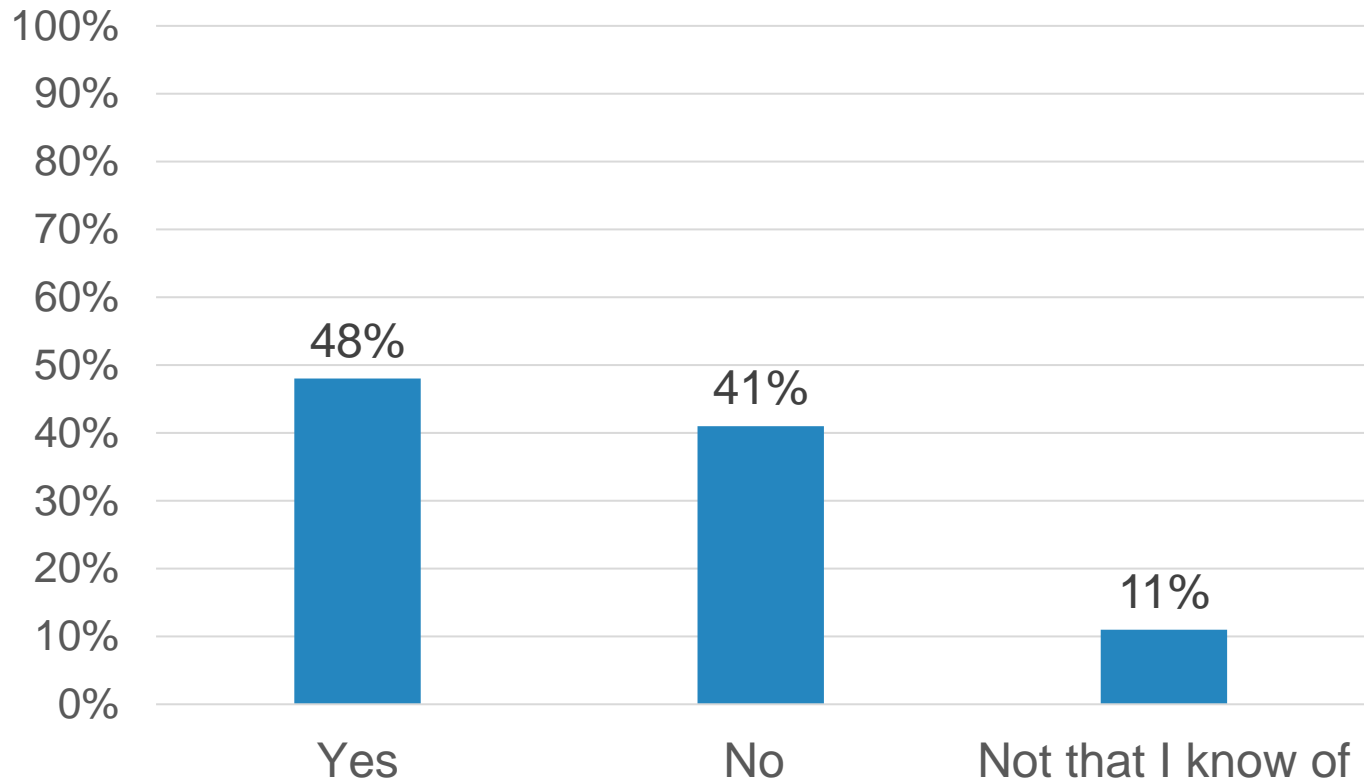


Lifeway research

Q: "It is morally wrong to change the gender you were born with through surgery or taking hormones."

# 48% say they know someone who is transgender

Among Protestant Pastors



**Lifeway**research

Q: "Do you personally know someone who is transgender?"

# Significant Differences

Pastor

Age

Gender

Ethnicity

Education Level

Self-identified Evangelical/Mainline

Church

Religion

Denomination

Average Attendance

**Lifeway**research

# Significant Differences

Comparisons were made to determine if there are any significant statistical differences among the pastor's ethnicity, age, gender, education, self-identified Evangelical or Mainline.

AGE	GENDER	ETHNICITY	EDUCATION	SELF-IDENTIFIED
18-44	Male	White	No College Degree	Evangelical
45-54	Female	African American	Bachelor's Degree	Mainline
55-64		Other Ethnicities	Master's Degree	
65+			Doctoral Degree	



# Significant Statistical Differences

Comparisons were made to determine if there are any significant statistical differences among the church's region, denomination, and attendance.

REGION	DENOMINATION GROUP	ATTENDANCE
Northeast	Baptist	0-49
Midwest	Lutheran	50-99
South	Methodist	100-249
West	Pentecostal	250+
	Presbyterian/Reformed	
	Christian/Church of Christ	

Note: Region is defined by the US Census locations

## **“It is morally wrong for an individual to identify with a gender different than the sex they were born.”**

- Pastors age 18-44 (12%) and 55-64 (12%) are more likely to select “It’s not a moral issue” than pastors age 45-54 (7%)
- Male pastors are more likely to Agree than females (76% v. 27%)
- Pastors with a Bachelor’s degree (88%) are more likely to Agree than those with a Master’s degree (65%) or a Doctoral degree (71%)
- Evangelical pastors are more likely to Agree than Mainline pastors (84% v. 32%)
- Pastors in the Northeast are the most likely to select “It’s not a moral issue” (17%)
- Baptists (89%) and Pentecostals (90%) are more likely to Agree than Lutherans (60%), Methodists (43%), Presbyterian/Reformed (45%), and Christian/Church of Christ (69%)
- Pastors of churches with attendance of 100-249 (76%) and 250+ (76%) are more likely to Agree than those with attendance of 0-49 (66%)

## **“It is morally wrong to change the gender you were born with through surgery or taking hormones.”**

- Pastors age 18-44 (9%) and 55-64 (9%) are more likely to select “It’s not a moral issue” than pastors age 45-54 (3%)
- Male pastors are more likely to Agree than females (82% v. 28%)
- Pastors with no college degree (90%) or a Bachelor’s degree (90%) are more likely to Agree than those with a Master’s degree (71%) or a Doctoral degree (76%)
- Evangelical pastors are more likely to Agree than Mainline pastors (90% v. 37%)
- Pastors in the Northeast (13%) are more likely to select “It’s not a moral issue” than those in the South (7%)
- Baptists (94%) and Pentecostals (96%) are more likely to Agree than Lutherans (69%), Methodists (48%), Presbyterian/Reformed (49%), or Christian/Church of Christ (75%)
- Pastors of churches with attendance of 100-249 (80%) and 250+ (83%) are more likely to Agree than those with attendance of 50-99 (73%)

## **“Do you personally know someone who is transgender?”**

- Pastors of Other Ethnicities (57%) are more likely to select “Yes” than African American pastors (36%)
- Pastors age 18-44 (55%) are more likely to select “Yes” than pastors age 55-64 (45%) and 65+ (41%)
- Female pastors are more likely to select “Yes” than males (69% v. 46%)
- Pastors with a Master’s degree (49%) or a Doctoral degree (55%) are more likely to select “Yes” than those with no college degree (37%) or a Bachelor’s degree (41%)
- Mainline pastors are more likely to select “Yes” than Evangelical pastors (63% v. 45%)
- Pastors in the West (54%) are more likely to select “Yes” than those in the Midwest (41%)
- Methodists (63%) are more likely to select “Yes” than Baptists (39%), Lutherans (47%), Pentecostals (40%), and Christian/Church of Christ (47%)
- Pastors of churches with attendance of 250+ (55%) are more likely to select “Yes” than those with attendance of 0-49 (44%) and 50-99 (45%)

# Pastors' Views on Gender

A SURVEY OF AMERICAN PROTESTANT PASTORS

Lifeway research